



GP ORIGINALS

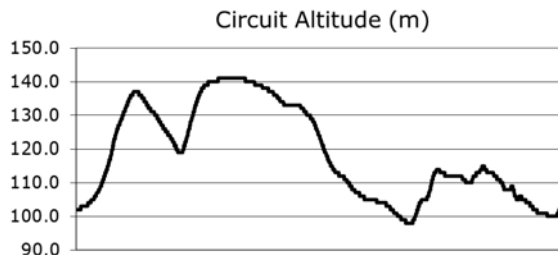
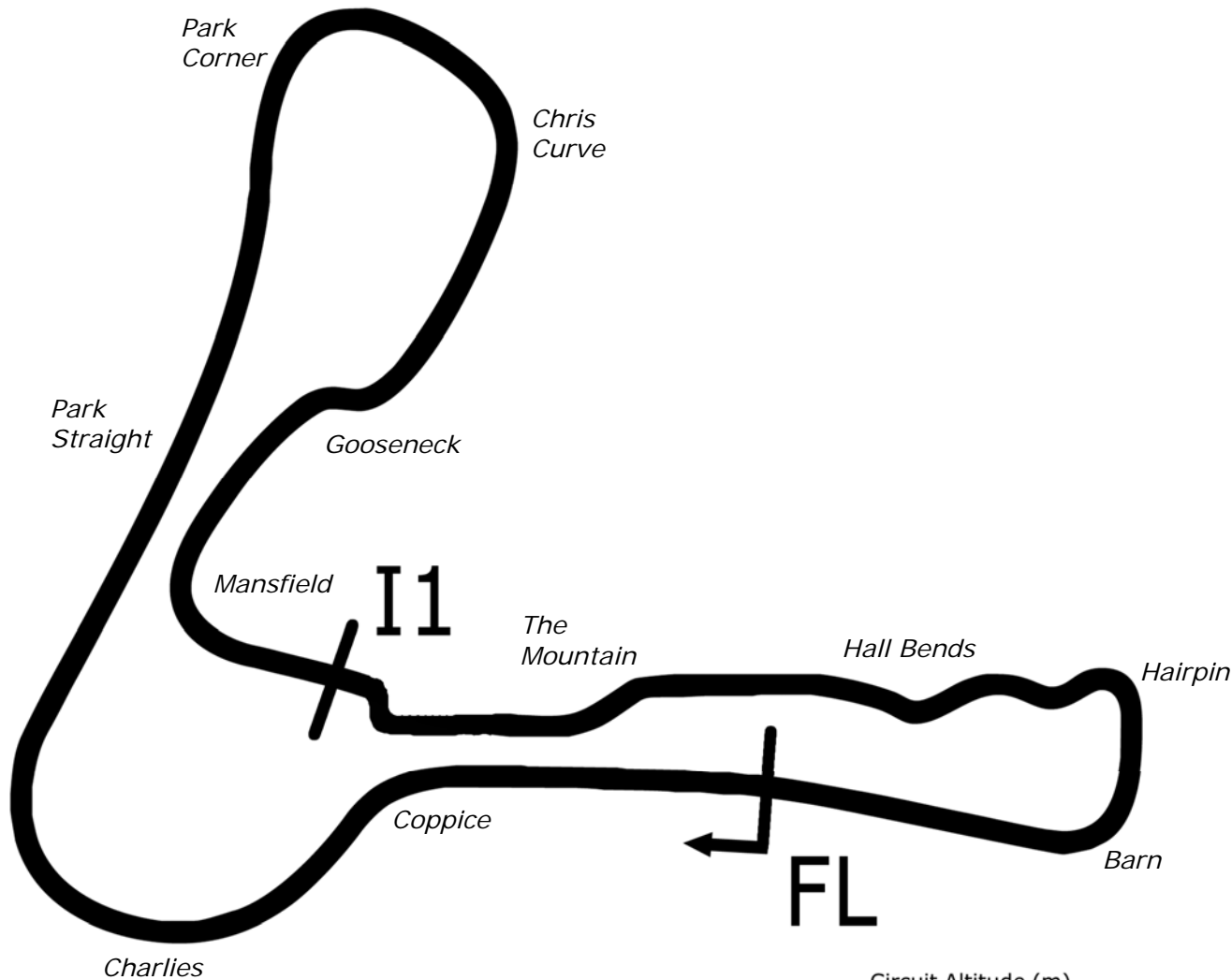
Cadwell Park Circuit

22nd / 23rd June 2019



Results Provided by Timing Solutions Ltd
www.tsl-timing.com

Cadwell Park



Length	2.1800 miles	3508.4 m	
FL		53.31024 N	0.05940 W
I1	2330m	53.30708 N	0.06270 W
Pit Entry	3472m	53.31103 N	0.05889 W
Pit Exit	0m after FL	53.31030 N	0.05940 W
Pit Entry-Pit Exit 92m, 5.5s @60kph, 4.1s @80kph			

All results available at www.tsl-timing.com

International Sidecar Revival Meeting

GP Originals

QUALIFYING - CLASSIFICATION



POS	NO	CL	PIC NAME	ENTRY	TIME	ON	LAPS	GAP	DIFF	MPH
1	24	350cc	1 Phil ATKINSON	Yamaha - Rose mot Centre.	1:38.580	3	9			79.61
2	75	350cc	2 Ant HART	Harris Yamaha - BE Event Hire	1:40.893	6	6	2.313	2.313	77.78
3	550	350cc	3 Daniel JACKSON	Yamaha - Team Sigie racing	1:42.253	3	9	3.673	1.360	76.75
4	25	350cc	4 Glen ENGLISH	Yamaha - Steve Carthy Racing	1:43.498	7	8	4.918	1.245	75.82
5	33	350cc	5 Chris MOORE	Yamaha - JL Exhausts	1:44.464	8	8	5.884	0.966	75.12
6	157	350cc	6 Mike SMITH	Yamaha - Smiffs Garage	1:46.092	3	3	7.512	1.628	73.97
7	59	350cc	7 Jason BURRILL	Yamaha -	1:46.098	5	7	7.518	0.006	73.96
8	150	350cc	8 Graham HIGLETT	Yamaha -	1:46.484	6	8	7.904	0.386	73.70
9	37	250cc	1 Rich GRINLING	Yamaha -	1:46.812	5	8	8.232	0.328	73.47
10	88	350cc	9 Mark EDGE	Yamaha -	1:46.846	5	7	8.266	0.034	73.45
11	155	350cc	10 Roy CHAPMAN	Yamaha - Self	1:49.920	8	8	11.340	3.074	71.39
12	5	350cc	11 Steve BOAM	Yamaha -	1:50.316	5	8	11.736	0.396	71.14
13	23	250cc	2 Gary VINES	Yamaha - Online lubricants	1:50.819	1	2	12.239	0.503	70.81
14	42	250cc	3 Sian BROOKS	Yamaha - Spyre Ltd	1:50.967	7	8	12.387	0.148	70.72
15	3	350cc	12 Nick BEDFORD	Yamaha - Banx Race Paint	1:51.350	7	8	12.770	0.383	70.48
16	11	350cc	13 Danny MURPHY	Yamaha -	1:51.717	6	8	13.137	0.367	70.24
17	2	350cc	14 Tony PERKIN	Yamaha - Geartech	1:51.947	6	8	13.367	0.230	70.10
18	19	350cc	15 Mark HENRYS	Yamaha - www.northernlight-uk.com	1:52.144	5	8	13.564	0.197	69.98
19	6	350cc	16 Derek SKINNER	Yamaha -	1:53.216	6	8	14.636	1.072	69.31
20	57	350cc	17 Ewan HAMILTON	Yamaha -	1:54.833	8	8	16.253	1.617	68.34
21	173	350cc	18 Ian WALTON	Yamaha -	1:55.487	6	8	16.907	0.654	67.95
22	34	250cc	4 Dave GRIGSON	Juchem Yamaha -	1:55.540	7	7	16.960	0.053	67.92
23	47	250cc	5 John HANNAFORD	Yamaha -	1:55.594	8	8	17.014	0.054	67.89
24	77	350cc	19 James WILMOT	Yamaha -	1:55.914	7	7	17.334	0.320	67.70
25	114	250cc	6 Andrew GREEN	Yamaha - RAFMSA	1:56.454	7	7	17.874	0.540	67.39
26	36	350cc	20 Keith MILLEN	Yamaha - p&s racing	1:57.669	2	7	19.089	1.215	66.69
27	48	350cc	21 Craig RIDGELEY	Yamaha - CMR racing	1:59.395	5	7	20.815	1.726	65.73
28	43	350cc	22 Kevin ROWBOTHAM	Yamaha -	2:03.824	5	5	25.244	4.429	63.38
29	14	250cc	7 Alan BURMAN	Yamaha -	2:05.286	3	4	26.706	1.462	62.64
30	50	350cc	23 George THOMAS	Yamaha - Dunnel Manx	2:07.320	5	5	28.740	2.034	61.64
31	62	250cc	8 Ian COWLES	Yamaha - Exact race bike preparation	2:19.821	4	5	41.241	12.501	56.12
32	99	350cc	24 Kenny HILL	Yamaha -	2:19.832	6	6	41.252	0.011	56.12

Weather / Track : Bright / Dry

These results are provisional until the conclusion of any judicial and technical matters.

Cadwell Park

Circuit Length = 2.1800 miles

Start: 09:20 Flag 09:35 End: 09:37

Clerk Of Course :	Steward :	Timekeeper :
-------------------	-----------	--------------

Results can be found at www.tsl-timing.com

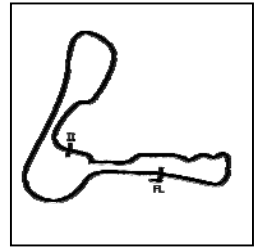
Printed - 08:37 Sunday, 23 June 2019



International Sidecar Revival Meeting

GP Originals

QUALIFYING - SECTOR ANALYSIS



SECTOR 1 = FL to I1, SECTOR 2 = I1 to FL, DIFF = Difference To Personal Best Lap, P = Crossed Finish Line in Pit Lane, D = Time Disallowed

P1 24 350cc Phil ATKINSON		Yamaha - Rose mot Centre.				
IDEAL LAP TIME : 1:37.998		BEST LAP TIME : 1:38.580		DIFFERENCE : 0.582		
LAP	SECTOR 1	SECTOR 2	LAP TIME	MPH	DIFF	TIME OF DAY
1 -	1:00.613	42.885	1:43.498	75.82	4.918	09:22:29.338
2 -	57.722	41.873	1:39.595 (2)	78.79	1.015	09:24:08.933
3 -	57.064	41.516	1:38.580 (1)	79.61		09:25:47.513
4 -	58.100	46.675	1:44.775	74.90	6.195	09:27:32.288
5 -	59.789	46.675	1:46.464	73.71	7.884	09:29:18.752
6 -	1:01.174	46.302	1:47.476	73.02	8.896	09:31:06.228
7 -	59.890	44.564	1:44.454	75.13	5.874	09:32:50.682
8 -	58.013	42.455	1:40.468	78.11	1.888	09:34:31.150
9 -	59.419	40.934	1:40.353 (3)	78.20	1.773	09:36:11.503

P2 75 350cc Ant HART		Harris Yamaha - BE Event Hire				
IDEAL LAP TIME : 1:40.886		BEST LAP TIME : 1:40.893		DIFFERENCE : 0.007		
LAP	SECTOR 1	SECTOR 2	LAP TIME	MPH	DIFF	TIME OF DAY
1 -	1:07.074	46.515	1:53.589	69.09	12.696	09:22:49.176
2 -	1:00.626	44.571	1:45.197	74.60	4.304	09:24:34.373
3 -	59.497	42.897	1:42.394	76.64	1.501	09:26:16.767
4 -	58.629	42.527	1:41.156 (2)	77.58	0.263	09:27:57.923
5 -	58.919	42.704	1:41.623 (3)	77.22	0.730	09:29:39.546
6 -	58.359	42.534	1:40.893 (1)	77.78		09:31:20.439

P3 550 350cc Daniel JACKSON		Yamaha - Team Sigie racing				
IDEAL LAP TIME : 1:41.565		BEST LAP TIME : 1:42.253		DIFFERENCE : 0.688		
LAP	SECTOR 1	SECTOR 2	LAP TIME	MPH	DIFF	TIME OF DAY
1 -	1:06.212	44.843	1:51.055	70.66	8.802	09:22:39.577
2 -	1:00.442	42.674	1:43.116	76.10	0.863	09:24:22.693
3 -	59.694	42.559	1:42.253 (1)	76.75		09:26:04.946
4 -	59.006	43.503	1:42.509 (3)	76.55	0.256	09:27:47.455
5 -	1:00.486	42.665	1:43.151	76.08	0.898	09:29:30.606
6 -	1:00.626	46.384	1:47.010	73.33	4.757	09:31:17.616
7 -	59.981	45.922	1:45.903	74.10	3.650	09:33:03.519
8 -	59.295	42.975	1:42.270 (2)	76.73	0.017	09:34:45.789
9 -	1:03.717	44.901	1:48.618	72.25	6.365	09:36:34.407

P4 25 350cc Glen ENGLISH		Yamaha - Steve Carthy Racing				
IDEAL LAP TIME : 1:43.498		BEST LAP TIME : 1:43.498		DIFFERENCE : 0.000		
LAP	SECTOR 1	SECTOR 2	LAP TIME	MPH	DIFF	TIME OF DAY
1 -	1:03.031	46.858	1:49.889	71.41	6.391	09:22:45.525
2 -	1:01.151	45.364	1:46.515	73.68	3.017	09:24:32.040
3 -	1:00.070	44.352	1:44.422 (2)	75.15	0.924	09:26:16.462
4 -	1:00.153	44.445	1:44.598 (3)	75.03	1.100	09:28:01.060
5 -	1:08.936	2:27.892	3:36.828	36.19	1:53.330	09:31:37.888
6 -	1:01.285	44.712	1:45.997	74.04	2.499	09:33:23.885
7 -	59.805	43.693	1:43.498 (1)	75.82		09:35:07.383
8 -	1:00.634	44.084	1:44.718	74.94	1.220	09:36:52.101

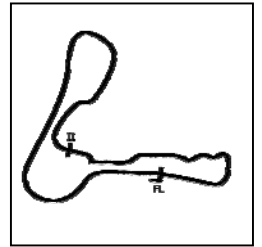
Weather / Track : Bright / Dry

Cadwell Park
Circuit Length = 2.1800 miles
Start: 09:20 Flag 09:35 End: 09:37

International Sidecar Revival Meeting

GP Originals

QUALIFYING - SECTOR ANALYSIS



SECTOR 1 = FL to I1, SECTOR 2 = I1 to FL, DIFF = Difference To Personal Best Lap, P = Crossed Finish Line in Pit Lane, D = Time Disallowed

P5		33 350cc		Chris MOORE		Yamaha - JL Exhausts	
IDEAL LAP TIME : 1:44.464		BEST LAP TIME : 1:44.464		DIFFERENCE : 0.000			
LAP	SECTOR 1	SECTOR 2	LAP TIME	MPH	DIFF	TIME OF DAY	
1 -	1:07.240	46.267	1:53.507	69.14	9.043	09:22:47.440	
2 -	1:01.655	44.684	1:46.339	73.80	1.875	09:24:33.779	
3 -	1:01.896	44.423	1:46.319 (3)	73.81	1.855	09:26:20.098	
4 -	1:01.455	45.370	1:46.825	73.46	2.361	09:28:06.923	
5 -	1:02.135	44.507	1:46.642	73.59	2.178	09:29:53.565	
6 -	1:02.176	45.218	1:47.394	73.07	2.930	09:31:40.959	
7 -	1:01.302	44.876	1:46.178 (2)	73.91	1.714	09:33:27.137	
8 -	1:00.531	43.933	1:44.464 (1)	75.12		09:35:11.601	

P6		157 350cc		Mike SMITH		Yamaha - Smiffs Garage	
IDEAL LAP TIME : 1:45.228		BEST LAP TIME : 1:46.092		DIFFERENCE : 0.864			
LAP	SECTOR 1	SECTOR 2	LAP TIME	MPH	DIFF	TIME OF DAY	
1 -	1:13.592	48.973	2:02.565 (3)	64.03	16.473	09:23:21.515	
2 -	1:02.076	45.516	1:47.592 (2)	72.94	1.500	09:25:09.107	
3 -	1:01.451	44.641	1:46.092 (1)	73.97		09:26:55.199	

P7		59 350cc		Jason BURRILL		Yamaha -	
IDEAL LAP TIME : 1:46.098		BEST LAP TIME : 1:46.098		DIFFERENCE : 0.000			
LAP	SECTOR 1	SECTOR 2	LAP TIME	MPH	DIFF	TIME OF DAY	
1 -	1:07.966	48.262	1:56.228	67.52	10.130	09:22:46.205	
2 -	1:03.405	45.710	1:49.115 (2)	71.92	3.017	09:24:35.320	
3 -	1:03.627	2:56.899	4:00.526	32.62	2:14.428	09:28:35.846	
4 -	1:07.388	48.024	1:55.412	68.00	9.314	09:30:31.258	
5 -	1:01.577	44.521	1:46.098 (1)	73.96		09:32:17.356	
6 -	1:09.243	48.993	1:58.236	66.37	12.138	09:34:15.592	
7 -	1:04.050	49.819	1:53.869 (3)	68.92	7.771	09:36:09.461	

P8		150 350cc		Graham HIGLETT		Yamaha -	
IDEAL LAP TIME : 1:46.272		BEST LAP TIME : 1:46.484		DIFFERENCE : 0.212			
LAP	SECTOR 1	SECTOR 2	LAP TIME	MPH	DIFF	TIME OF DAY	
1 -	1:12.960	50.553	2:03.513	63.54	17.029	09:23:07.822	
2 -	1:06.554	48.632	1:55.186	68.13	8.702	09:25:03.008	
3 -	1:03.360	45.870	1:49.230	71.84	2.746	09:26:52.238	
4 -	1:03.000	45.273	1:48.273	72.48	1.789	09:28:40.511	
5 -	1:03.261	45.238	1:48.499	72.33	2.015	09:30:29.010	
6 -	1:01.983	44.501	1:46.484 (1)	73.70		09:32:15.494	
7 -	1:01.771	45.267	1:47.038 (3)	73.32	0.554	09:34:02.532	
8 -	1:01.910	44.646	1:46.556 (2)	73.65	0.072	09:35:49.088	

P9		37 250cc		Rich GRINLING		Yamaha -	
IDEAL LAP TIME : 1:46.458		BEST LAP TIME : 1:46.812		DIFFERENCE : 0.354			
LAP	SECTOR 1	SECTOR 2	LAP TIME	MPH	DIFF	TIME OF DAY	
1 -	1:09.520	46.953	1:56.473	67.38	9.661	09:22:49.110	
2 -	1:02.448	45.352	1:47.800	72.80	0.988	09:24:36.910	
3 -	1:02.385	45.073	1:47.458 (3)	73.03	0.646	09:26:24.368	
4 -	1:03.965	46.531	1:50.496	71.02	3.684	09:28:14.864	
5 -	1:02.026	44.786	1:46.812 (1)	73.47		09:30:01.676	
6 -	1:02.782	45.876	1:48.658	72.22	1.846	09:31:50.334	
7 -	1:03.778	47.740	1:51.518	70.37	4.706	09:33:41.852	
8 -	1:01.672	45.535	1:47.207 (2)	73.20	0.395	09:35:29.059	

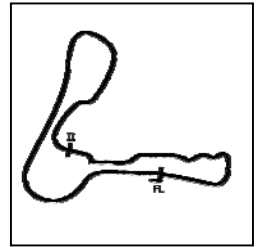
Weather / Track : Bright / Dry

Cadwell Park
Circuit Length = 2.1800 miles
Start: 09:20 Flag 09:35 End: 09:37

International Sidecar Revival Meeting

GP Originals

QUALIFYING - SECTOR ANALYSIS



SECTOR 1 = FL to I1, SECTOR 2 = I1 to FL, DIFF = Difference To Personal Best Lap, P = Crossed Finish Line in Pit Lane, D = Time Disallowed

P10 88 350cc Mark EDGE			Yamaha -			
IDEAL LAP TIME : 1:46.751		BEST LAP TIME : 1:46.846		DIFFERENCE : 0.095		
LAP	SECTOR 1	SECTOR 2	LAP TIME	MPH	DIFF	TIME OF DAY
1 -	1:10.058	50.238	2:00.296	65.23	13.450	09:23:05.097
2 -	1:05.632	46.973	1:52.605	69.69	5.759	09:24:57.702
3 -	1:04.125	48.114	1:52.239	69.92	5.393	09:26:49.941
4 -	1:02.017	46.204	1:48.221 (3)	72.51	1.375	09:28:38.162
5 -	1:01.662	45.184	1:46.846 (1)	73.45		09:30:25.008
6 -	1:02.173	45.089	1:47.262 (2)	73.16	0.416	09:32:12.270
7 -	1:02.098	47.020	1:49.118	71.92	2.272	09:34:01.388

P11 155 350cc Roy CHAPMAN			Yamaha - Self			
IDEAL LAP TIME : 1:49.920		BEST LAP TIME : 1:49.920		DIFFERENCE : 0.000		
LAP	SECTOR 1	SECTOR 2	LAP TIME	MPH	DIFF	TIME OF DAY
1 -	1:13.559	51.082	2:04.641	62.96	14.721	09:23:13.038
2 -	1:06.341	47.995	1:54.336	68.64	4.416	09:25:07.374
3 -	1:04.797	48.640	1:53.437	69.18	3.517	09:27:00.811
4 -	1:05.108	50.299	1:55.407	68.00	5.487	09:28:56.218
5 -	1:04.235	47.542	1:51.777	70.21	1.857	09:30:47.995
6 -	1:03.776	47.594	1:51.370 (3)	70.46	1.450	09:32:39.365
7 -	1:03.340	47.083	1:50.423 (2)	71.07	0.503	09:34:29.788
8 -	1:02.886	47.034	1:49.920 (1)	71.39		09:36:19.708

P12 5 350cc Steve BOAM			Yamaha -			
IDEAL LAP TIME : 1:50.011		BEST LAP TIME : 1:50.316		DIFFERENCE : 0.305		
LAP	SECTOR 1	SECTOR 2	LAP TIME	MPH	DIFF	TIME OF DAY
1 -	1:09.903	48.135	1:58.038	66.48	7.722	09:22:54.171
2 -	1:05.080	46.836	1:51.916	70.12	1.600	09:24:46.087
3 -	1:04.898	46.599	1:51.497	70.38	1.181	09:26:37.584
4 -	1:05.003	46.582	1:51.585	70.33	1.269	09:28:29.169
5 -	1:04.053	46.263	1:50.316 (1)	71.14		09:30:19.485
6 -	1:04.298	46.537	1:50.835 (3)	70.80	0.519	09:32:10.320
7 -	1:03.748	47.469	1:51.217	70.56	0.901	09:34:01.537
8 -	1:03.841	46.593	1:50.434 (2)	71.06	0.118	09:35:51.971

P13 23 250cc Gary VINES			Yamaha - Online lubricants			
IDEAL LAP TIME : 1:50.819		BEST LAP TIME : 1:50.819		DIFFERENCE : 0.000		
LAP	SECTOR 1	SECTOR 2	LAP TIME	MPH	DIFF	TIME OF DAY
1 -	1:05.362	45.457	1:50.819 (1)	70.81		09:22:39.187
2 -	1:07.164	45.457	1:52.621 (2)	69.68	1.802	09:24:31.808

P14 42 250cc Sian BROOKS			Yamaha - Spyre Ltd			
IDEAL LAP TIME : 1:50.967		BEST LAP TIME : 1:50.967		DIFFERENCE : 0.000		
LAP	SECTOR 1	SECTOR 2	LAP TIME	MPH	DIFF	TIME OF DAY
1 -	1:09.671	49.553	1:59.224	65.82	8.257	09:22:57.923
2 -	1:07.173	48.159	1:55.332	68.04	4.365	09:24:53.255
3 -	1:08.015	48.643	1:56.658	67.27	5.691	09:26:49.913
4 -	1:05.186	50.013	1:55.199	68.12	4.232	09:28:45.112
5 -	1:07.080	48.510	1:55.590	67.89	4.623	09:30:40.702
6 -	1:06.456	47.556	1:54.012 (3)	68.83	3.045	09:32:34.714
7 -	1:04.318	46.649	1:50.967 (1)	70.72		09:34:25.681
8 -	1:05.233	47.677	1:52.910 (2)	69.50	1.943	09:36:18.591

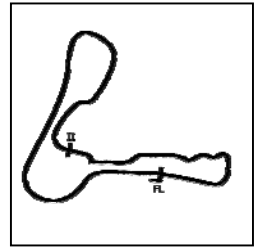
Weather / Track : Bright / Dry

Cadwell Park
Circuit Length = 2.1800 miles
Start: 09:20 Flag 09:35 End: 09:37

International Sidecar Revival Meeting

GP Originals

QUALIFYING - SECTOR ANALYSIS



SECTOR 1 = FL to I1, SECTOR 2 = I1 to FL, DIFF = Difference To Personal Best Lap, P = Crossed Finish Line in Pit Lane, D = Time Disallowed

P15 3 350cc Nick BEDFORD			Yamaha - Banx Race Paint			
IDEAL LAP TIME : 1:50.565		BEST LAP TIME : 1:51.350	DIFFERENCE : 0.785			
LAP	SECTOR 1	SECTOR 2	LAP TIME	MPH	DIFF	TIME OF DAY
1 -	1:10.787	51.206	2:01.993	64.33	10.643	09:23:11.280
2 -	1:05.950	47.825	1:53.775	68.97	2.425	09:25:05.055
3 -	1:05.252	47.759	1:53.011	69.44	1.661	09:26:58.066
4 -	1:07.399	49.549	1:56.948	67.10	5.598	09:28:55.014
5 -	1:04.909	47.444	1:52.353 (3)	69.85	1.003	09:30:47.367
6 -	1:04.971	47.500	1:52.471	69.77	1.121	09:32:39.838
7 -	1:04.943	46.407	1:51.350 (1)	70.48		09:34:31.188
8 -	1:04.158	47.964	1:52.122 (2)	69.99	0.772	09:36:23.310

P16 11 350cc Danny MURPHY			Yamaha -			
IDEAL LAP TIME : 1:51.535		BEST LAP TIME : 1:51.717	DIFFERENCE : 0.182			
LAP	SECTOR 1	SECTOR 2	LAP TIME	MPH	DIFF	TIME OF DAY
1 -	1:10.961	50.952	2:01.913	64.37	10.196	09:23:05.036
2 -	1:06.472	47.584	1:54.056	68.80	2.339	09:24:59.092
3 -	1:05.594	47.422	1:53.016	69.44	1.299	09:26:52.108
4 -	1:06.201	49.005	1:55.206	68.12	3.489	09:28:47.314
5 -	1:05.090	48.877	1:53.967	68.86	2.250	09:30:41.281
6 -	1:04.586	47.131	1:51.717 (1)	70.24		09:32:32.998
7 -	1:04.404	47.619	1:52.023 (2)	70.05	0.306	09:34:25.021
8 -	1:05.158	47.823	1:52.981 (3)	69.46	1.264	09:36:18.002

P17 2 350cc Tony PERKIN			Yamaha - Geartech			
IDEAL LAP TIME : 1:51.947		BEST LAP TIME : 1:51.947	DIFFERENCE : 0.000			
LAP	SECTOR 1	SECTOR 2	LAP TIME	MPH	DIFF	TIME OF DAY
1 -	1:10.560	50.296	2:00.856	64.93	8.909	09:22:59.141
2 -	1:06.804	49.510	1:56.314	67.47	4.367	09:24:55.455
3 -	1:06.357	49.214	1:55.571	67.90	3.624	09:26:51.026
4 -	1:05.614	48.669	1:54.283	68.67	2.336	09:28:45.309
5 -	1:06.365	47.684	1:54.049 (3)	68.81	2.102	09:30:39.358
6 -	1:04.814	47.133	1:51.947 (1)	70.10		09:32:31.305
7 -	1:05.302	48.149	1:53.451 (2)	69.17	1.504	09:34:24.756
8 -	1:07.816	56.296	2:04.112	63.23	12.165	09:36:28.868

P18 19 350cc Mark HENRYS			Yamaha - www.northernlight-uk.com			
IDEAL LAP TIME : 1:51.599		BEST LAP TIME : 1:52.144	DIFFERENCE : 0.545			
LAP	SECTOR 1	SECTOR 2	LAP TIME	MPH	DIFF	TIME OF DAY
1 -	1:10.930	48.368	1:59.298	65.78	7.154	09:22:51.715
2 -	1:06.144	46.902	1:53.046	69.42	0.902	09:24:44.761
3 -	1:05.308	46.935	1:52.243 (2)	69.92	0.099	09:26:37.004
4 -	1:05.218	47.469	1:52.687	69.64	0.543	09:28:29.691
5 -	1:05.101	47.043	1:52.144 (1)	69.98		09:30:21.835
6 -	1:05.728	46.968	1:52.696	69.63	0.552	09:32:14.531
7 -	1:04.697	47.852	1:52.549 (3)	69.73	0.405	09:34:07.080
8 -	1:06.048	47.083	1:53.131	69.37	0.987	09:36:00.211

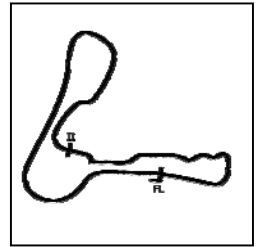
Weather / Track : Bright / Dry

Cadwell Park
Circuit Length = 2.1800 miles
Start: 09:20 Flag 09:35 End: 09:37

International Sidecar Revival Meeting

GP Originals

QUALIFYING - SECTOR ANALYSIS



SECTOR 1 = FL to I1, SECTOR 2 = I1 to FL, DIFF = Difference To Personal Best Lap, P = Crossed Finish Line in Pit Lane, D = Time Disallowed

P19 6 350cc Derek SKINNER			Yamaha -			
IDEAL LAP TIME : 1:52.018		BEST LAP TIME : 1:53.216		DIFFERENCE : 1.198		
LAP	SECTOR 1	SECTOR 2	LAP TIME	MPH	DIFF	TIME OF DAY
1 -	1:11.399	50.925	2:02.324	64.15	9.108	09:23:04.652
2 -	1:08.065	50.231	1:58.296	66.34	5.080	09:25:02.948
3 -	1:08.905	50.420	1:59.325	65.77	6.109	09:27:02.273
4 -	1:06.675	49.968	1:56.643	67.28	3.427	09:28:58.916
5 -	1:05.893	47.992	1:53.885 (3)	68.91	0.669	09:30:52.801
6 -	1:05.974	47.242	1:53.216 (1)	69.31		09:32:46.017
7 -	1:05.244	48.180	1:53.424 (2)	69.19	0.208	09:34:39.441
8 -	1:04.776	49.401	1:54.177	68.73	0.961	09:36:33.618

P20 57 350cc Ewan HAMILTON			Yamaha -			
IDEAL LAP TIME : 1:54.833		BEST LAP TIME : 1:54.833		DIFFERENCE : 0.000		
LAP	SECTOR 1	SECTOR 2	LAP TIME	MPH	DIFF	TIME OF DAY
1 -	1:14.711	50.900	2:05.611	62.47	10.778	09:23:25.764
2 -	1:08.065	49.238	1:57.303	66.90	2.470	09:25:23.067
3 -	1:07.592	48.531	1:56.123 (2)	67.58	1.290	09:27:19.190
4 -	1:07.439	49.541	1:56.980	67.08	2.147	09:29:16.170
5 -	1:07.580	48.762	1:56.342	67.45	1.509	09:31:12.512
6 -	1:07.912	49.260	1:57.172	66.97	2.339	09:33:09.684
7 -	1:07.296	48.987	1:56.283 (3)	67.49	1.450	09:35:05.967
8 -	1:06.483	48.350	1:54.833 (1)	68.34		09:37:00.800

P21 173 350cc Ian WALTON			Yamaha -			
IDEAL LAP TIME : 1:55.155		BEST LAP TIME : 1:55.487		DIFFERENCE : 0.332		
LAP	SECTOR 1	SECTOR 2	LAP TIME	MPH	DIFF	TIME OF DAY
1 -	1:11.361	50.019	2:01.380	64.65	5.893	09:23:02.504
2 -	1:08.105	49.498	1:57.603	66.73	2.116	09:25:00.107
3 -	1:07.259	48.858	1:56.117	67.58	0.630	09:26:56.224
4 -	1:08.840	48.938	1:57.778	66.63	2.291	09:28:54.002
5 -	1:07.530	48.094	1:55.624 (2)	67.87	0.137	09:30:49.626
6 -	1:07.213	48.274	1:55.487 (1)	67.95		09:32:45.113
7 -	1:07.061	48.986	1:56.047 (3)	67.62	0.560	09:34:41.160
8 -	1:07.832	48.477	1:56.309	67.47	0.822	09:36:37.469

P22 34 250cc Dave GRIGSON			Juchem Yamaha -			
IDEAL LAP TIME : 1:55.209		BEST LAP TIME : 1:55.540		DIFFERENCE : 0.331		
LAP	SECTOR 1	SECTOR 2	LAP TIME	MPH	DIFF	TIME OF DAY
1 -	1:13.056	49.846	2:02.902	63.85	7.362	09:22:56.968
2 -	1:08.702	49.058	1:57.760	66.64	2.220	09:24:54.728
3 -	1:07.644	48.907	1:56.551	67.33	1.011	09:26:51.279
4 -	1:06.618	49.088	1:55.706 (2)	67.82	0.166	09:28:46.985
5 -	1:06.885	49.807	1:56.692	67.25	1.152	09:30:43.677
6 -	1:07.137	48.591	1:55.728 (3)	67.81	0.188	09:32:39.405
7 -	1:06.764	48.776	1:55.540 (1)	67.92		09:34:34.945

P23 47 250cc John HANNAFORD			Yamaha -			
IDEAL LAP TIME : 1:55.235		BEST LAP TIME : 1:55.594		DIFFERENCE : 0.359		
LAP	SECTOR 1	SECTOR 2	LAP TIME	MPH	DIFF	TIME OF DAY
1 -	1:11.611	51.490	2:03.101	63.75	7.507	09:23:00.595
2 -	1:07.601	49.991	1:57.592	66.73	1.998	09:24:58.187
3 -	1:08.064	48.964	1:57.028	67.06	1.434	09:26:55.215
4 -	1:10.054	51.463	2:01.517	64.58	5.923	09:28:56.732
5 -	1:07.183	48.437	1:55.620 (2)	67.87	0.026	09:30:52.352
6 -	1:08.008	48.144	1:56.152	67.56	0.558	09:32:48.504
7 -	1:07.622	48.375	1:55.997 (3)	67.65	0.403	09:34:44.501
8 -	1:07.542	48.052	1:55.594 (1)	67.89		09:36:40.095

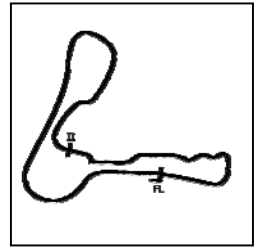
Weather / Track : Bright / Dry

Cadwell Park
Circuit Length = 2.1800 miles
Start: 09:20 Flag 09:35 End: 09:37

International Sidecar Revival Meeting

GP Originals

QUALIFYING - SECTOR ANALYSIS



SECTOR 1 = FL to I1, SECTOR 2 = I1 to FL, DIFF = Difference To Personal Best Lap, P = Crossed Finish Line in Pit Lane, D = Time Disallowed

P24 77 350cc James WILMOT			Yamaha -			
IDEAL LAP TIME : 1:55.914		BEST LAP TIME : 1:55.914		DIFFERENCE : 0.000		
LAP	SECTOR 1	SECTOR 2	LAP TIME	MPH	DIFF	TIME OF DAY
1 -	1:19.935	53.044	2:12.979	59.01	17.065	09:23:42.748
2 -	1:14.106	51.090	2:05.196	62.68	9.282	09:25:47.944
3 -	1:11.412	49.342	2:00.754	64.99	4.840	09:27:48.698
4 -	1:09.637	52.055	2:01.692	64.49	5.778	09:29:50.390
5 -	1:09.200	48.338	1:57.538 (3)	66.77	1.624	09:31:47.928
6 -	1:08.490	47.785	1:56.275 (2)	67.49	0.361	09:33:44.203
7 -	1:08.150	47.764	1:55.914 (1)	67.70		09:35:40.117

P25 114 250cc Andrew GREEN			Yamaha - RAFMSA			
IDEAL LAP TIME : 1:56.415		BEST LAP TIME : 1:56.454		DIFFERENCE : 0.039		
LAP	SECTOR 1	SECTOR 2	LAP TIME	MPH	DIFF	TIME OF DAY
1 -	1:13.561	51.844	2:05.405	62.58	8.951	09:23:14.119
2 -	1:07.075	50.127	1:57.202 (2)	66.96	0.748	09:25:11.321
3 -	1:08.827	50.311	1:59.138	65.87	2.684	09:27:10.459
4 -	1:08.083	50.749	1:58.832	66.04	2.378	09:29:09.291
5 -	1:07.025	50.414	1:57.439	66.82	0.985	09:31:06.730
6 -	1:07.851	49.504	1:57.355 (3)	66.87	0.901	09:33:04.085
7 -	1:06.911	49.543	1:56.454 (1)	67.39		09:35:00.539

P26 36 350cc Keith MILLEN			Yamaha - p&s racing			
IDEAL LAP TIME : 1:56.943		BEST LAP TIME : 1:57.669		DIFFERENCE : 0.726		
LAP	SECTOR 1	SECTOR 2	LAP TIME	MPH	DIFF	TIME OF DAY
1 -	1:14.573	52.062	2:06.635	61.97	8.966	09:23:12.904
2 -	1:07.934	49.735	1:57.669 (1)	66.69		09:25:10.573
3 -	1:09.216	49.844	1:59.060	65.91	1.391	09:27:09.633
4 -	1:08.434	50.278	1:58.712	66.11	1.043	09:29:08.345
5 -	1:07.247	50.869	1:58.116 (3)	66.44	0.447	09:31:06.461
6 -	1:08.697	52.981	2:01.678	64.49	4.009	09:33:08.139
7 -	1:07.638	50.098	1:57.736 (2)	66.65	0.067	09:35:05.875

P27 48 350cc Craig RIDGELEY			Yamaha - CMR racing			
IDEAL LAP TIME : 1:59.138		BEST LAP TIME : 1:59.395		DIFFERENCE : 0.257		
LAP	SECTOR 1	SECTOR 2	LAP TIME	MPH	DIFF	TIME OF DAY
1 -	1:19.646	53.990	2:13.636	58.72	14.241	09:23:23.081
2 -	1:12.582	52.747	2:05.329	62.61	5.934	09:25:28.410
3 -	1:10.320	50.802	2:01.122	64.79	1.727	09:27:29.532
4 -	1:09.999	50.139	2:00.138 (3)	65.32	0.743	09:29:29.670
5 -	1:10.256	49.139	1:59.395 (1)	65.73		09:31:29.065
6 -	1:10.122	50.219	2:00.341	65.21	0.946	09:33:29.406
7 -	1:10.393	49.608	2:00.001 (2)	65.40	0.606	09:35:29.407

P28 43 350cc Kevin ROWBOTHAM			Yamaha -			
IDEAL LAP TIME : 2:03.626		BEST LAP TIME : 2:03.824		DIFFERENCE : 0.198		
LAP	SECTOR 1	SECTOR 2	LAP TIME	MPH	DIFF	TIME OF DAY
1 -	1:15.345	54.251	2:09.596	60.55	5.772	09:23:13.079
2 -	1:14.043	53.355	2:07.398	61.60	3.574	09:25:20.477
3 -	1:12.128	52.142	2:04.270 (2)	63.15	0.446	09:27:24.747
4 -	1:12.084	52.624	2:04.708 (3)	62.93	0.884	09:29:29.455
5 -	1:11.484	52.340	2:03.824 (1)	63.38		09:31:33.279

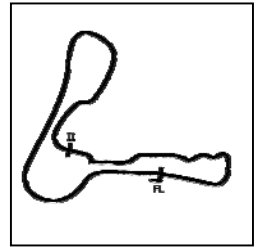
Weather / Track : Bright / Dry

Cadwell Park
Circuit Length = 2.1800 miles
Start: 09:20 Flag 09:35 End: 09:37

International Sidecar Revival Meeting

GP Originals

QUALIFYING - SECTOR ANALYSIS



SECTOR 1 = FL to I1, SECTOR 2 = I1 to FL, DIFF = Difference To Personal Best Lap, P = Crossed Finish Line in Pit Lane, D = Time Disallowed

P29 14 250cc Alan BURMAN		Yamaha -				
IDEAL LAP TIME : 2:03.985		BEST LAP TIME : 2:05.286				
		DIFFERENCE : 1.301				
LAP	SECTOR 1	SECTOR 2	LAP TIME	MPH	DIFF	TIME OF DAY
1 -	1:23.851	54.435	2:18.286	56.75	13.000	09:23:33.419
2 -	1:13.689	53.013	2:06.702 (3)	61.94	1.416	09:25:40.121
3 -	1:13.261	52.025	2:05.286 (1)	62.64		09:27:45.407
4 -	1:12.582	52.907	2:05.489 (2)	62.53	0.203	09:29:50.896

P30 50 350cc George THOMAS		Yamaha - Dunnel Manx				
IDEAL LAP TIME : 2:05.121		BEST LAP TIME : 2:07.320				
		DIFFERENCE : 2.199				
LAP	SECTOR 1	SECTOR 2	LAP TIME	MPH	DIFF	TIME OF DAY
1 -	1:22.131	55.327	2:17.458	57.09	10.138	09:23:20.764
2 -	1:17.022	54.068	2:11.090 (3)	59.86	3.770	09:25:31.854
3 -	1:17.318	54.216	2:11.534	59.66	4.214	09:27:43.388
4 -	1:13.976	54.424	2:08.400 (2)	61.12	1.080	09:29:51.788
5 -	1:15.334	51.986	2:07.320 (1)	61.64		09:31:59.108

P31 62 250cc Ian COWLES		Yamaha - Exact race bike preparation				
IDEAL LAP TIME : 2:19.821		BEST LAP TIME : 2:19.821				
		DIFFERENCE : 0.000				
LAP	SECTOR 1	SECTOR 2	LAP TIME	MPH	DIFF	TIME OF DAY
1 -	1:31.340	58.446	2:29.786	52.39	9.965	09:23:40.964
2 -	1:25.715	57.590	2:23.305 (2)	54.76	3.484	09:26:04.269
3 -	1:26.744	58.024	2:24.768	54.21	4.947	09:28:29.037
4 -	1:22.899	56.922	2:19.821 (1)	56.12		09:30:48.858
5 -	1:25.029	58.775	2:23.804 (3)	54.57	3.983	09:33:12.662

P32 99 350cc Kenny HILL		Yamaha -				
IDEAL LAP TIME : 2:19.832		BEST LAP TIME : 2:19.832				
		DIFFERENCE : 0.000				
LAP	SECTOR 1	SECTOR 2	LAP TIME	MPH	DIFF	TIME OF DAY
1 -	1:52.983	1:10.472	3:03.455	42.77	43.623	09:24:20.585
2 -	1:29.359	1:02.263	2:31.622	51.76	11.790	09:26:52.207
3 -	1:27.567	1:01.328	2:28.895	52.70	9.063	09:29:21.102
4 -	1:24.746	58.873	2:23.619 (2)	54.64	3.787	09:31:44.721
5 -	1:24.361	59.528	2:23.889 (3)	54.54	4.057	09:34:08.610
6 -	1:22.537	57.295	2:19.832 (1)	56.12		09:36:28.442

International Sidecar Revival Meeting

GP Originals

QUALIFYING - BEST SECTORS

SECTOR 1			SECTOR 2			IDEAL / BEST COMPARISON						
POS	NO	NAME	TIME	NO	NAME	TIME	POS	NO	NAME	IDEAL	BEST	DIFF
									PERFECT LAP	1:37.998		
1	24	ATKINSON	57.064	24	ATKINSON	40.934	1	24	ATKINSON	1:37.998	1:38.580	0.582
2	75	HART	58.359	75	HART	42.527	2	75	HART	1:40.886	1:40.893	0.007
3	550	JACKSON	59.006	550	JACKSON	42.559	3	550	JACKSON	1:41.565	1:42.253	0.688
4	25	ENGLISH	59.805	25	ENGLISH	43.693	4	25	ENGLISH	1:43.498	1:43.498	0.000
5	33	MOORE	1:00.531	33	MOORE	43.933	5	33	MOORE	1:44.464	1:44.464	0.000
6	157	SMITH	1:00.587	150	HIGLETT	44.501	6	157	SMITH	1:45.228	1:46.092	0.864
7	59	BURRILL	1:01.577	59	BURRILL	44.521	7	59	BURRILL	1:46.098	1:46.098	0.000
8	88	EDGE	1:01.662	157	SMITH	44.641	8	150	HIGLETT	1:46.272	1:46.484	0.212
9	37	GRINLING	1:01.672	37	GRINLING	44.786	9	37	GRINLING	1:46.458	1:46.812	0.354
10	150	HIGLETT	1:01.771	88	EDGE	45.089	10	88	EDGE	1:46.751	1:46.846	0.095
11	155	CHAPMAN	1:02.886	23	VINES	45.457	11	155	CHAPMAN	1:49.920	1:49.920	0.000
12	5	BOAM	1:03.748	5	BOAM	46.263	12	5	BOAM	1:50.011	1:50.316	0.305
13	3	BEDFORD	1:04.158	3	BEDFORD	46.407	13	3	BEDFORD	1:50.565	1:51.350	0.785
14	42	BROOKS	1:04.318	42	BROOKS	46.649	14	23	VINES	1:50.819	1:50.819	0.000
15	11	MURPHY	1:04.404	19	HENRYS	46.902	15	42	BROOKS	1:50.967	1:50.967	0.000
16	19	HENRYS	1:04.697	155	CHAPMAN	47.034	16	11	MURPHY	1:51.535	1:51.717	0.182
17	6	SKINNER	1:04.776	11	MURPHY	47.131	17	19	HENRYS	1:51.599	1:52.144	0.545
18	2	PERKIN	1:04.814	2	PERKIN	47.133	18	2	PERKIN	1:51.947	1:51.947	0.000
19	23	VINES	1:05.362	6	SKINNER	47.242	19	6	SKINNER	1:52.018	1:53.216	1.198
20	57	HAMILTON	1:06.483	77	WILMOT	47.764	20	57	HAMILTON	1:54.833	1:54.833	0.000
21	34	GRIGSON	1:06.618	47	HANNAFORD	48.052	21	173	WALTON	1:55.155	1:55.487	0.332
22	114	GREEN	1:06.911	173	WALTON	48.094	22	34	GRIGSON	1:55.209	1:55.540	0.331
23	173	WALTON	1:07.061	57	HAMILTON	48.350	23	47	HANNAFORD	1:55.235	1:55.594	0.359
24	47	HANNAFORD	1:07.183	34	GRIGSON	48.591	24	77	WILMOT	1:55.914	1:55.914	0.000
25	36	MILLEN	1:07.208	48	RIDGELEY	49.139	25	114	GREEN	1:56.415	1:56.454	0.039
26	77	WILMOT	1:08.150	114	GREEN	49.504	26	36	MILLEN	1:56.943	1:57.669	0.726
27	48	RIDGELEY	1:09.999	36	MILLEN	49.735	27	48	RIDGELEY	1:59.138	1:59.395	0.257
28	43	ROWBOTHAM	1:11.484	50	THOMAS	51.986	28	43	ROWBOTHAM	2:03.626	2:03.824	0.198
29	14	BURMAN	1:11.960	14	BURMAN	52.025	29	14	BURMAN	2:03.985	2:05.286	1.301
30	50	THOMAS	1:13.135	43	ROWBOTHAM	52.142	30	50	THOMAS	2:05.121	2:07.320	2.199
31	99	HILL	1:22.537	62	COWLES	56.922	31	62	COWLES	2:19.821	2:19.821	0.000
32	62	COWLES	1:22.899	99	HILL	57.295	32	99	HILL	2:19.832	2:19.832	0.000

Weather / Track : Bright / Dry

Results can be found at www.tsl-timing.com

Cadwell Park
 Circuit Length = 2.1800 miles
 Start: 09:20 Flag 09:35 End: 09:37

Printed - 08:37 Sunday, 23 June 2019

International Sidecar Revival Meeting

GP Originals

RACE 2 - CLASSIFICATION



POS	NO	CL	PIC NAME	ENTRY	LAPS	TIME	GAP	DIFF	MPH	BEST	ON
1	24	350cc	1 Phil ATKINSON	Yamaha - Rose mot Centre.	5	8:20.681			78.37	1:37.984	4
2	75	350cc	2 Ant HART	Harris Yamaha - BE Event Hire	5	8:23.429	2.748	2.748	77.94	1:38.485	4
3	157	350cc	3 Mike SMITH	Yamaha - Smiffs Garage	5	8:31.513	10.832	8.084	76.71	1:39.823	2
4	550	350cc	4 Daniel JACKSON	Yamaha - Team Sigie racing	5	8:31.645	10.964	0.132	76.69	1:39.735	2
5	33	350cc	5 Chris MOORE	Yamaha - JL Exhausts	5	8:45.566	24.885	13.921	74.66	1:43.188	2
6	23	250cc	1 Gary VINES	Yamaha - Online lubricants	5	8:47.569	26.888	2.003	74.37	1:43.912	2
7	88	350cc	6 Mark EDGE	Yamaha -	5	8:49.561	28.880	1.992	74.09	1:44.074	2
8	37	250cc	2 Rich GRINLING	Yamaha -	5	8:57.218	36.537	7.657	73.04	1:45.472	2
9	59	350cc	7 Jason BURRILL	Yamaha -	5	9:06.316	45.635	9.098	71.82	1:45.948	2
10	155	350cc	8 Roy CHAPMAN	Yamaha - Self	5	9:12.305	51.624	5.989	71.04	1:47.753	5
11	5	350cc	9 Steve BOAM	Yamaha -	5	9:13.548	52.867	1.243	70.88	1:47.960	5
12	19	350cc	10 Mark HENRYS	Yamaha - www.northernlight-uk.com	5	9:20.213	59.532	6.665	70.04	1:49.149	3
13	2	350cc	11 Tony PERKIN	Yamaha - Geartech	5	9:31.852	1:11.171	11.639	68.61	1:51.337	2
14	173	350cc	12 Ian WALTON	Yamaha -	5	9:38.240	1:17.559	6.388	67.86	1:53.883	2
15	36	350cc	13 Keith MILLEN	Yamaha - p&s racing	5	9:38.565	1:17.884	0.325	67.82	1:53.200	5
16	114	250cc	3 Andrew GREEN	Yamaha - RAFMSA	5	9:39.628	1:18.947	1.063	67.69	1:53.347	4
17	34	250cc	4 Dave GRIGSON	Juchem Yamaha -	5	9:39.773	1:19.092	0.145	67.68	1:53.807	5
18	14	250cc	5 Alan BURMAN	Yamaha -	4	8:20.757	1 Lap	1 Lap	62.68	2:00.002	4
19	99	350cc	14 Kenny HILL	Yamaha -	4	8:52.966	1 Lap	32.209	58.90	2:09.636	3

NOT CLASSIFIED

DNF	6	350cc	Derek SKINNER	Yamaha -	4	7:52.244	1 Lap		66.47	1:54.821	2
DNF	3	350cc	Nick BEDFORD	Yamaha - Banx Race Paint	3	5:36.981	2 Laps	1 Lap	69.86	1:49.112	2
DNF	43	350cc	Kevin ROWBOTHAM	Yamaha -	1	2:07.829	4 Laps	2 Laps	61.39		
DNF	48	350cc	Craig RIDGELEY	Yamaha - CMR racing	0						
DNF	57	350cc	Ewan HAMILTON	Yamaha -	0						

FASTEST LAP

	24	350cc	Phil ATKINSON	Yamaha - Rose mot Centre.	4	1:37.984		80.09 mph		128.90 kph	
	23	250cc	Gary VINES	Yamaha - Online lubricants	2	1:43.912		75.52 mph		121.54 kph	

Class 350cc - 92.5% of Race Speed = 72.49 mph

Class 250cc - 92.5% of Race Speed = 68.79 mph

Cadwell Park

Circuit Length = 2.1800 miles

Start: 11:50 Flag 11:59 End: 12:01

Weather / Track : Cloudy / Dry

These results are provisional until the conclusion of any judicial and technical matters.

Clerk Of Course :	Steward :	Timekeeper :

Results can be found at www.tsl-timing.com

Printed - 08:39 Sunday, 23 June 2019



International Sidecar Revival Meeting

GP Originals

RACE 2 - LAP CHART

LAP 1 @ 11:52:26.396

NO	BEHIND	LAP TIME
24		1:45.349
75	1.025	1:46.374
550	1.252	1:46.601
157	2.170	1:47.519
33	3.531	1:48.880
88	4.800	1:50.149
23	5.261	1:50.610
37	6.614	1:51.963
59	7.602	1:52.951
5	11.721	1:57.070
155	12.114	1:57.463
3	13.316	1:58.665
19	13.818	1:59.167
2	14.952	2:00.301
173	15.838	2:01.187
36	16.319	2:01.668
34	16.865	2:02.214
6	17.718	2:03.067
114	18.628	2:03.977
43	22.480	2:07.829
14	31.631	2:16.980
99	36.097	2:21.446

LAP 2 @ 11:54:05.772

NO	BEHIND	LAP TIME
24		1:39.376
75	1.230	1:39.581
550	1.611	1:39.735
157	2.617	1:39.823
33	7.343	1:43.188
88	9.498	1:44.074
23	9.797	1:43.912
37	12.710	1:45.472
59	14.174	1:45.948
155	22.195	1:49.457
5	22.888	1:50.543
3	23.052	1:49.112
19	23.664	1:49.222
2	26.913	1:51.337
173	30.345	1:53.883
36	31.578	1:54.635
114	32.692	1:53.440
34	32.864	1:55.375
6	33.163	1:54.821
14	54.600	2:02.345
99	1:08.043	2:11.322

LAP 3 @ 11:55:45.272

NO	BEHIND	LAP TIME
24		1:39.500
75	0.766	1:39.036
550	2.816	1:40.705
157	4.137	1:41.020
33	11.746	1:43.903
88	14.690	1:44.692
23	15.090	1:44.793
37	19.167	1:45.957
59	21.907	1:47.233
155	31.784	1:49.089
5	32.364	1:48.976
3	32.756	1:49.204

19	33.313	1:49.149
2	39.460	1:52.047
173	45.699	1:54.854
36	46.839	1:54.761
34	47.472	1:54.108
114	47.559	1:54.367
6	50.395	1:56.732
14	1:16.530	2:01.430

LAP 4 @ 11:57:23.256

NO	BEHIND	LAP TIME
24		1:37.984
99	1 Lap	2:09.636
75	1.267	1:38.485
550	6.427	1:41.595
157	6.848	1:40.695
33	18.004	1:44.242
23	21.146	1:44.040
88	21.894	1:45.188
37	27.708	1:46.525
59	33.622	1:49.699
155	42.343	1:48.543
5	43.379	1:48.999
19	46.820	1:51.491
2	55.346	1:53.870
173	1:01.805	1:54.090
114	1:02.922	1:53.347
36	1:03.156	1:54.301
34	1:03.757	1:54.269
6	1:10.035	1:57.624

LAP 5 @ 11:59:01.728

NO	BEHIND	LAP TIME
24		1:38.472
14	1 Lap	2:00.002
75	2.748	1:39.953
157	10.832	1:42.456
550	10.964	1:43.009
33	24.885	1:45.353
23	26.888	1:44.214
88	28.880	1:45.458
99	1 Lap	2:10.562
37	36.537	1:47.301
59	45.635	1:50.485
155	51.624	1:47.753
5	52.867	1:47.960
19	59.532	1:51.184
2	1:11.171	1:54.297
173	1:17.559	1:54.226
36	1:17.884	1:53.200
114	1:18.947	1:54.497
34	1:19.092	1:53.807

Weather / Track : Cloudy / Dry

Results can be found at www.tsl-timing.com

Cadwell Park

Circuit Length = 2.1800 miles

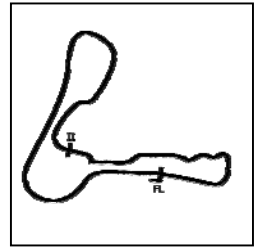
Start: 11:50 Flag 11:59 End: 12:01

Printed - 08:39 Sunday, 23 June 2019

International Sidecar Revival Meeting

GP Originals

RACE 2 - SECTOR ANALYSIS



SECTOR 1 = FL to I1, SECTOR 2 = I1 to FL, DIFF = Difference To Personal Best Lap, P = Crossed Finish Line in Pit Lane, D = Time Disallowed

P1 24 350cc Phil ATKINSON		Yamaha - Rose mot Centre.				
IDEAL LAP TIME : 1:37.984		BEST LAP TIME : 1:37.984		DIFFERENCE : 0.000		
LAP	SECTOR 1	SECTOR 2	LAP TIME	MPH	DIFF	TIME OF DAY
1 -		41.837	1:45.349	74.49	7.365	11:52:26.396
2 -	57.405	41.971	1:39.376 (3)	78.97	1.392	11:54:05.772
3 -	57.797	41.703	1:39.500	78.87	1.516	11:55:45.272
4 -	57.006	40.978	1:37.984 (1)	80.09		11:57:23.256
5 -	57.100	41.372	1:38.472 (2)	79.69	0.488	11:59:01.728

P2 75 350cc Ant HART		Harris Yamaha - BE Event Hire				
IDEAL LAP TIME : 1:38.485		BEST LAP TIME : 1:38.485		DIFFERENCE : 0.000		
LAP	SECTOR 1	SECTOR 2	LAP TIME	MPH	DIFF	TIME OF DAY
1 -		42.501	1:46.374	73.77	7.889	11:52:27.421
2 -	57.825	41.756	1:39.581 (3)	78.81	1.096	11:54:07.002
3 -	57.257	41.779	1:39.036 (2)	79.24	0.551	11:55:46.038
4 -	56.886	41.599	1:38.485 (1)	79.68		11:57:24.523
5 -	57.475	42.478	1:39.953	78.51	1.468	11:59:04.476

P3 157 350cc Mike SMITH		Yamaha - Smiffs Garage				
IDEAL LAP TIME : 1:39.823		BEST LAP TIME : 1:39.823		DIFFERENCE : 0.000		
LAP	SECTOR 1	SECTOR 2	LAP TIME	MPH	DIFF	TIME OF DAY
1 -		42.257	1:47.519	72.99	7.696	11:52:28.566
2 -	57.849	41.974	1:39.823 (1)	78.61		11:54:08.389
3 -	58.646	42.374	1:41.020 (3)	77.68	1.197	11:55:49.409
4 -	58.077	42.618	1:40.695 (2)	77.93	0.872	11:57:30.104
5 -	59.562	42.894	1:42.456	76.59	2.633	11:59:12.560

P4 550 350cc Daniel JACKSON		Yamaha - Team Sigie racing				
IDEAL LAP TIME : 1:39.735		BEST LAP TIME : 1:39.735		DIFFERENCE : 0.000		
LAP	SECTOR 1	SECTOR 2	LAP TIME	MPH	DIFF	TIME OF DAY
1 -		41.929	1:46.601	73.62	6.866	11:52:27.648
2 -	58.144	41.591	1:39.735 (1)	78.68		11:54:07.383
3 -	58.328	42.377	1:40.705 (2)	77.93	0.970	11:55:48.088
4 -	59.106	42.489	1:41.595 (3)	77.24	1.860	11:57:29.683
5 -	1:00.383	42.626	1:43.009	76.18	3.274	11:59:12.692

P5 33 350cc Chris MOORE		Yamaha - JL Exhausts				
IDEAL LAP TIME : 1:42.524		BEST LAP TIME : 1:43.188		DIFFERENCE : 0.664		
LAP	SECTOR 1	SECTOR 2	LAP TIME	MPH	DIFF	TIME OF DAY
1 -		42.981	1:48.880	72.07	5.692	11:52:29.927
2 -	59.543	43.645	1:43.188 (1)	76.05		11:54:13.115
3 -	1:00.371	43.532	1:43.903 (2)	75.53	0.715	11:55:57.018
4 -	1:00.045	44.197	1:44.242 (3)	75.28	1.054	11:57:41.260
5 -	1:00.479	44.874	1:45.353	74.49	2.165	11:59:26.613

P6 23 250cc Gary VINES		Yamaha - Online lubricants				
IDEAL LAP TIME : 1:42.925		BEST LAP TIME : 1:43.912		DIFFERENCE : 0.987		
LAP	SECTOR 1	SECTOR 2	LAP TIME	MPH	DIFF	TIME OF DAY
1 -		43.773	1:50.610	70.95	6.698	11:52:31.657
2 -	59.581	44.331	1:43.912 (1)	75.52		11:54:15.569
3 -	1:00.407	44.386	1:44.793	74.89	0.881	11:56:00.362
4 -	1:00.477	43.563	1:44.040 (2)	75.43	0.128	11:57:44.402
5 -	1:00.870	43.344	1:44.214 (3)	75.30	0.302	11:59:28.616

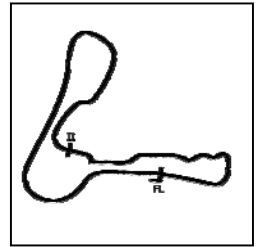
Weather / Track : Cloudy / Dry

Cadwell Park
Circuit Length = 2.1800 miles
Start: 11:50 Flag 11:59 End: 12:01

International Sidecar Revival Meeting

GP Originals

RACE 2 - SECTOR ANALYSIS



SECTOR 1 = FL to I1, SECTOR 2 = I1 to FL, DIFF = Difference To Personal Best Lap, P = Crossed Finish Line in Pit Lane, D = Time Disallowed

P7 88 350cc Mark EDGE		Yamaha -				
IDEAL LAP TIME : 1:43.570		BEST LAP TIME : 1:44.074		DIFFERENCE : 0.504		
LAP	SECTOR 1	SECTOR 2	LAP TIME	MPH	DIFF	TIME OF DAY
1 -		43.740	1:50.149	71.24	6.075	11:52:31.196
2 -	59.830	44.244	1:44.074 (1)	75.40		11:54:15.270
3 -	1:00.420	44.272	1:44.692 (2)	74.96	0.618	11:55:59.962
4 -	1:00.741	44.447	1:45.188 (3)	74.60	1.114	11:57:45.150
5 -	1:00.716	44.742	1:45.458	74.41	1.384	11:59:30.608

P8 37 250cc Rich GRINLING		Yamaha -				
IDEAL LAP TIME : 1:45.121		BEST LAP TIME : 1:45.472		DIFFERENCE : 0.351		
LAP	SECTOR 1	SECTOR 2	LAP TIME	MPH	DIFF	TIME OF DAY
1 -		44.206	1:51.963	70.09	6.491	11:52:33.010
2 -	1:00.915	44.557	1:45.472 (1)	74.40		11:54:18.482
3 -	1:01.193	44.764	1:45.957 (2)	74.06	0.485	11:56:04.439
4 -	1:01.566	44.959	1:46.525 (3)	73.67	1.053	11:57:50.964
5 -	1:01.846	45.455	1:47.301	73.14	1.829	11:59:38.265

P9 59 350cc Jason BURRILL		Yamaha -				
IDEAL LAP TIME : 1:45.889		BEST LAP TIME : 1:45.948		DIFFERENCE : 0.059		
LAP	SECTOR 1	SECTOR 2	LAP TIME	MPH	DIFF	TIME OF DAY
1 -		44.546	1:52.951	69.48	7.003	11:52:33.998
2 -	1:01.343	44.605	1:45.948 (1)	74.07		11:54:19.946
3 -	1:02.490	44.743	1:47.233 (2)	73.18	1.285	11:56:07.179
4 -	1:03.644	46.055	1:49.699 (3)	71.54	3.751	11:57:56.878
5 -	1:04.630	45.855	1:50.485	71.03	4.537	11:59:47.363

P10 155 350cc Roy CHAPMAN		Yamaha - Self				
IDEAL LAP TIME : 1:47.753		BEST LAP TIME : 1:47.753		DIFFERENCE : 0.000		
LAP	SECTOR 1	SECTOR 2	LAP TIME	MPH	DIFF	TIME OF DAY
1 -		47.569	1:57.463	66.81	9.710	11:52:38.510
2 -	1:03.244	46.213	1:49.457	71.70	1.704	11:54:27.967
3 -	1:02.723	46.366	1:49.089 (3)	71.94	1.336	11:56:17.056
4 -	1:02.599	45.944	1:48.543 (2)	72.30	0.790	11:58:05.599
5 -	1:02.109	45.644	1:47.753 (1)	72.83		11:59:53.352

P11 5 350cc Steve BOAM		Yamaha -				
IDEAL LAP TIME : 1:47.960		BEST LAP TIME : 1:47.960		DIFFERENCE : 0.000		
LAP	SECTOR 1	SECTOR 2	LAP TIME	MPH	DIFF	TIME OF DAY
1 -		46.507	1:57.070	67.03	9.110	11:52:38.117
2 -	1:04.113	46.430	1:50.543	70.99	2.583	11:54:28.660
3 -	1:02.885	46.091	1:48.976 (2)	72.01	1.016	11:56:17.636
4 -	1:02.936	46.063	1:48.999 (3)	72.00	1.039	11:58:06.635
5 -	1:02.860	45.100	1:47.960 (1)	72.69		11:59:54.595

P12 19 350cc Mark HENRYS		Yamaha - www.northernlight-uk.com				
IDEAL LAP TIME : 1:48.935		BEST LAP TIME : 1:49.149		DIFFERENCE : 0.214		
LAP	SECTOR 1	SECTOR 2	LAP TIME	MPH	DIFF	TIME OF DAY
1 -		47.129	1:59.167	65.85	10.018	11:52:40.214
2 -	1:03.751	45.471	1:49.222 (2)	71.85	0.073	11:54:29.436
3 -	1:03.965	45.184	1:49.149 (1)	71.90		11:56:18.585
4 -	1:04.226	47.265	1:51.491	70.39	2.342	11:58:10.076
5 -	1:04.455	46.729	1:51.184 (3)	70.58	2.035	12:00:01.260

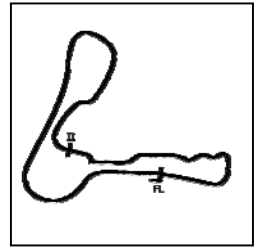
Weather / Track : Cloudy / Dry

Cadwell Park
Circuit Length = 2.1800 miles
Start: 11:50 Flag 11:59 End: 12:01

International Sidecar Revival Meeting

GP Originals

RACE 2 - SECTOR ANALYSIS



SECTOR 1 = FL to I1, SECTOR 2 = I1 to FL, DIFF = Difference To Personal Best Lap, P = Crossed Finish Line in Pit Lane, D = Time Disallowed

P13 2 350cc Tony PERKIN			Yamaha - Geartech			
IDEAL LAP TIME : 1:51.337		BEST LAP TIME : 1:51.337		DIFFERENCE : 0.000		
LAP	SECTOR 1	SECTOR 2	LAP TIME	MPH	DIFF	TIME OF DAY
1 -		48.449	2:00.301	65.23	8.964	11:52:41.348
2 -	1:04.314	47.023	1:51.337 (1)	70.48		11:54:32.685
3 -	1:04.793	47.254	1:52.047 (2)	70.04	0.710	11:56:24.732
4 -	1:05.331	48.539	1:53.870 (3)	68.92	2.533	11:58:18.602
5 -	1:06.204	48.093	1:54.297	68.66	2.960	12:00:12.899

P14 173 350cc Ian WALTON			Yamaha -			
IDEAL LAP TIME : 1:53.759		BEST LAP TIME : 1:53.883		DIFFERENCE : 0.124		
LAP	SECTOR 1	SECTOR 2	LAP TIME	MPH	DIFF	TIME OF DAY
1 -		48.248	2:01.187	64.75	7.304	11:52:42.234
2 -	1:06.690	47.193	1:53.883 (1)	68.91		11:54:36.117
3 -	1:07.047	47.807	1:54.854	68.33	0.971	11:56:30.971
4 -	1:06.620	47.470	1:54.090 (2)	68.78	0.207	11:58:25.061
5 -	1:06.566	47.660	1:54.226 (3)	68.70	0.343	12:00:19.287

P15 36 350cc Keith MILLEN			Yamaha - p&s racing			
IDEAL LAP TIME : 1:53.200		BEST LAP TIME : 1:53.200		DIFFERENCE : 0.000		
LAP	SECTOR 1	SECTOR 2	LAP TIME	MPH	DIFF	TIME OF DAY
1 -		47.995	2:01.668	64.50	8.468	11:52:42.715
2 -	1:06.624	48.011	1:54.635 (3)	68.46	1.435	11:54:37.350
3 -	1:06.415	48.346	1:54.761	68.38	1.561	11:56:32.111
4 -	1:05.845	48.456	1:54.301 (2)	68.66	1.101	11:58:26.412
5 -	1:05.515	47.685	1:53.200 (1)	69.32		12:00:19.612

P16 114 250cc Andrew GREEN			Yamaha - RAFMSA			
IDEAL LAP TIME : 1:52.966		BEST LAP TIME : 1:53.347		DIFFERENCE : 0.381		
LAP	SECTOR 1	SECTOR 2	LAP TIME	MPH	DIFF	TIME OF DAY
1 -		48.604	2:03.977	63.30	10.630	11:52:45.024
2 -	1:05.167	48.273	1:53.440 (2)	69.18	0.093	11:54:38.464
3 -	1:06.094	48.273	1:54.367 (3)	68.62	1.020	11:56:32.831
4 -	1:05.548	47.799	1:53.347 (1)	69.23		11:58:26.178
5 -	1:06.625	47.872	1:54.497	68.54	1.150	12:00:20.675

P17 34 250cc Dave GRIGSON			Juchem Yamaha -			
IDEAL LAP TIME : 1:53.492		BEST LAP TIME : 1:53.807		DIFFERENCE : 0.315		
LAP	SECTOR 1	SECTOR 2	LAP TIME	MPH	DIFF	TIME OF DAY
1 -		47.951	2:02.214	64.21	8.407	11:52:43.261
2 -	1:06.476	48.899	1:55.375	68.02	1.568	11:54:38.636
3 -	1:05.541	48.567	1:54.108 (2)	68.77	0.301	11:56:32.744
4 -	1:05.949	48.320	1:54.269 (3)	68.68	0.462	11:58:27.013
5 -	1:05.591	48.216	1:53.807 (1)	68.95		12:00:20.820

P18 14 250cc Alan BURMAN			Yamaha -			
IDEAL LAP TIME : 2:00.002		BEST LAP TIME : 2:00.002		DIFFERENCE : 0.000		
LAP	SECTOR 1	SECTOR 2	LAP TIME	MPH	DIFF	TIME OF DAY
1 -		51.537	2:16.980	57.29	16.978	11:52:58.027
2 -	1:11.639	50.706	2:02.345 (3)	64.14	2.343	11:55:00.372
3 -	1:10.897	50.533	2:01.430 (2)	64.63	1.428	11:57:01.802
4 -	1:10.198	49.804	2:00.002 (1)	65.39		11:59:01.804

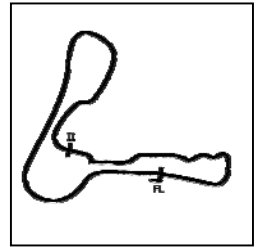
Weather / Track : Cloudy / Dry

Cadwell Park
Circuit Length = 2.1800 miles
Start: 11:50 Flag 11:59 End: 12:01

International Sidecar Revival Meeting

GP Originals

RACE 2 - SECTOR ANALYSIS



SECTOR 1 = FL to I1, SECTOR 2 = I1 to FL, DIFF = Difference To Personal Best Lap, P = Crossed Finish Line in Pit Lane, D = Time Disallowed

P19 99 350cc Kenny HILL		Yamaha -				
IDEAL LAP TIME : 2:08.131		BEST LAP TIME : 2:09.636		DIFFERENCE : 1.505		
LAP	SECTOR 1	SECTOR 2	LAP TIME	MPH	DIFF	TIME OF DAY
1 -		55.475	2:21.446	55.48	11.810	11:53:02.493
2 -	1:16.317	55.005	2:11.322 (3)	59.76	1.686	11:55:13.815
3 -	1:14.461	55.175	2:09.636 (1)	60.53		11:57:23.451
4 -	1:16.892	53.670	2:10.562 (2)	60.10	0.926	11:59:34.013

P20 6 350cc Derek SKINNER		Yamaha -				
IDEAL LAP TIME : 1:54.231		BEST LAP TIME : 1:54.821		DIFFERENCE : 0.590		
LAP	SECTOR 1	SECTOR 2	LAP TIME	MPH	DIFF	TIME OF DAY
1 -		48.381	2:03.067	63.77	8.246	11:52:44.114
2 -	1:05.850	48.971	1:54.821 (1)	68.35		11:54:38.935
3 -	1:07.391	49.341	1:56.732 (2)	67.23	1.911	11:56:35.667
4 -	1:06.421	51.203	1:57.624 (3)	66.72	2.803	11:58:33.291

P21 3 350cc Nick BEDFORD		Yamaha - Banx Race Paint				
IDEAL LAP TIME : 1:48.730		BEST LAP TIME : 1:49.112		DIFFERENCE : 0.382		
LAP	SECTOR 1	SECTOR 2	LAP TIME	MPH	DIFF	TIME OF DAY
1 -		46.606	1:58.665	66.13	9.553	11:52:39.712
2 -	1:03.154	45.958	1:49.112 (1)	71.92		11:54:28.824
3 -	1:03.628	45.576	1:49.204 (2)	71.86	0.092	11:56:18.028

P22 43 350cc Kevin ROWBOTHAM		Yamaha -				
IDEAL LAP TIME :		BEST LAP TIME :		DIFFERENCE :		
LAP	SECTOR 1	SECTOR 2	LAP TIME	MPH	DIFF	TIME OF DAY
1 -		50.265	2:07.829	61.39		11:52:48.876

International Sidecar Revival Meeting

GP Originals

RACE 2 - BEST SECTORS

SECTOR 1			SECTOR 2			IDEAL / BEST COMPARISON						
POS	NO	NAME	TIME	NO	NAME	TIME	POS	NO	NAME	IDEAL	BEST	DIFF
									PERFECT LAP	1:37.864		
1	75	HART	56.886	24	ATKINSON	40.978	1	24	ATKINSON	1:37.984	1:37.984	0.000
2	24	ATKINSON	57.006	550	JACKSON	41.591	2	75	HART	1:38.485	1:38.485	0.000
3	157	SMITH	57.849	75	HART	41.599	3	550	JACKSON	1:39.735	1:39.735	0.000
4	550	JACKSON	58.144	157	SMITH	41.974	4	157	SMITH	1:39.823	1:39.823	0.000
5	33	MOORE	59.543	33	MOORE	42.981	5	33	MOORE	1:42.524	1:43.188	0.664
6	23	VINES	59.581	23	VINES	43.344	6	23	VINES	1:42.925	1:43.912	0.987
7	88	EDGE	59.830	88	EDGE	43.740	7	88	EDGE	1:43.570	1:44.074	0.504
8	37	GRINLING	1:00.915	37	GRINLING	44.206	8	37	GRINLING	1:45.121	1:45.472	0.351
9	59	BURRILL	1:01.343	59	BURRILL	44.546	9	59	BURRILL	1:45.889	1:45.948	0.059
10	155	CHAPMAN	1:02.109	5	BOAM	45.100	10	155	CHAPMAN	1:47.753	1:47.753	0.000
11	5	BOAM	1:02.860	19	HENRY'S	45.184	11	5	BOAM	1:47.960	1:47.960	0.000
12	3	BEDFORD	1:03.154	3	BEDFORD	45.576	12	3	BEDFORD	1:48.730	1:49.112	0.382
13	19	HENRY'S	1:03.751	155	CHAPMAN	45.644	13	19	HENRY'S	1:48.935	1:49.149	0.214
14	2	PERKIN	1:04.314	2	PERKIN	47.023	14	2	PERKIN	1:51.337	1:51.337	0.000
15	114	GREEN	1:05.167	173	WALTON	47.193	15	114	GREEN	1:52.966	1:53.347	0.381
16	36	MILLEN	1:05.515	36	MILLEN	47.685	16	36	MILLEN	1:53.200	1:53.200	0.000
17	34	GRIGSON	1:05.541	114	GREEN	47.799	17	34	GRIGSON	1:53.492	1:53.807	0.315
18	6	SKINNER	1:05.850	34	GRIGSON	47.951	18	173	WALTON	1:53.759	1:53.883	0.124
19	173	WALTON	1:06.566	6	SKINNER	48.381	19	6	SKINNER	1:54.231	1:54.821	0.590
20	14	BURMAN	1:10.198	14	BURMAN	49.804	20	14	BURMAN	2:00.002	2:00.002	0.000
21	99	HILL	1:14.461	43	ROWBOTHAM	50.265	21	99	HILL	2:08.131	2:09.636	1.505
22				99	HILL	53.670	22	43	ROWBOTHAM			
23												
24												

Weather / Track : Cloudy / Dry

Results can be found at www.tsl-timing.com

Cadwell Park
Circuit Length = 2.1800 miles
Start: 11:50 Flag 11:59 End: 12:01

Printed - 08:39 Sunday, 23 June 2019

International Sidecar Revival Meeting

GP Originals

RACE 6 - CLASSIFICATION



POS	NO	CL	PIC NAME	ENTRY	LAPS	TIME	GAP	DIFF	MPH	BEST	ON
1	24	350cc	1 Phil ATKINSON	Yamaha - Rose mot Centre.	7	11:40.650			78.40	1:37.712	5
2	75	350cc	2 Ant HART	Harris Yamaha - BE Event Hire	7	11:41.374	0.724	0.724	78.32	1:38.149	5
3	157	350cc	3 Mike SMITH	Yamaha - Smiffs Garage	7	11:59.262	18.612	17.888	76.37	1:41.141	3
4	25	350cc	4 Glen ENGLISH	Yamaha - Steve Carthy Racing	7	12:23.681	43.031	24.419	73.87	1:44.549	5
5	37	250cc	1 Rich GRINLING	Yamaha -	7	12:27.285	46.635	3.604	73.51	1:45.438	5
6	50	350cc	5 George THOMAS	Yamaha - Dunnel Manx	7	12:50.564	1:09.914	23.279	71.29	1:47.908	4
7	155	350cc	6 Roy CHAPMAN	Yamaha - Self	7	12:58.896	1:18.246	8.332	70.53	1:49.402	5
8	3	350cc	7 Nick BEDFORD	Yamaha - Banx Race Paint	7	13:00.064	1:19.414	1.168	70.42	1:49.605	7
9	19	350cc	8 Mark HENRYS	Yamaha - www.northernlight-uk.com	7	13:28.270	1:47.620	28.206	67.96	1:51.054	5
10	173	350cc	9 Ian WALTON	Yamaha -	7	13:31.413	1:50.763	3.143	67.70	1:53.837	4
11	47	250cc	2 John HANNAFORD	Yamaha -	7	13:33.905	1:53.255	2.492	67.49	1:54.064	3
12	2	350cc	10 Tony PERKIN	Yamaha - Geartech	7	13:34.068	1:53.418	0.163	67.48	1:54.129	2
13	57	350cc	11 Ewan HAMILTON	Yamaha -	7	13:34.147	1:53.497	0.079	67.47	1:54.345	4
14	34	250cc	3 Dave GRIGSON	Juchem Yamaha -	6	11:47.032	1 Lap	1 Lap	66.60	1:55.162	4
15	48	350cc	12 Craig RIDGELEY	Yamaha - CMR racing	6	11:47.606	1 Lap	0.574	66.54	1:55.358	5
16	114	250cc	4 Andrew GREEN	Yamaha - RAFMSA	6	11:48.239	1 Lap	0.633	66.48	1:54.570	5
17	36	350cc	13 Keith MILLEN	Yamaha - p&s racing	6	11:49.401	1 Lap	1.162	66.37	1:54.965	6
18	6	350cc	14 Derek SKINNER	Yamaha -	6	11:54.144	1 Lap	4.743	65.93	1:55.972	5
19	14	250cc	5 Alan BURMAN	Yamaha -	6	12:15.800	1 Lap	21.656	63.99	2:00.363	6

NOT CLASSIFIED

DNF	5	350cc	Steve BOAM	Yamaha -	6	11:09.689	1 Lap		70.31	1:49.875	6
DNF	23	250cc	Gary VINES	Yamaha - Online lubricants	5	8:52.266	2 Laps	1 Lap	73.72	1:43.870	4
DNF	99	350cc	Kenny HILL	Yamaha -	0						
DNF	550	350cc	Daniel JACKSON	Yamaha - Team Sigie racing	0						

FASTEST LAP

24	350cc	Phil ATKINSON	Yamaha - Rose mot Centre.	5	1:37.712	80.31 mph	129.25 kph
23	250cc	Gary VINES	Yamaha - Online lubricants	4	1:43.870	75.55 mph	121.59 kph

Class 350cc - 92.5% of Race Speed = 72.52 mph
 Class 250cc - 92.5% of Race Speed = 67.99 mph

Cadwell Park
 Circuit Length = 2.1800 miles
 Start: 15:59 Flag 16:10 End: 16:13

Weather / Track : Bright / Dry

These results are provisional until the conclusion of any judicial and technical matters.

Clerk Of Course :	Steward :	Timekeeper :
-------------------	-----------	--------------

Results can be found at www.tsl-timing.com

Printed - 08:40 Sunday, 23 June 2019



International Sidecar Revival Meeting

GP Originals

RACE 6 - LAP CHART

LAP 1 @ 16:00:47.178

NO	BEHIND	LAP TIME
75		1:46.707
24	0.285	1:46.992
157	1.091	1:47.798
25	3.276	1:49.983
37	4.796	1:51.503
23	5.106	1:51.813
5	9.950	1:56.657
3	10.290	1:56.997
155	11.932	1:58.639
50	12.824	1:59.531
2	15.318	2:02.025
57	15.702	2:02.409
19	15.928	2:02.635
114	17.250	2:03.957
173	17.394	2:04.101
34	18.265	2:04.972
48	19.415	2:06.122
47	20.009	2:06.716
36	20.819	2:07.526
6	22.824	2:09.531
14	24.048	2:10.755

LAP 2 @ 16:02:26.616

NO	BEHIND	LAP TIME
75		1:39.438
24	0.090	1:39.243
157	2.807	1:41.154
25	10.328	1:46.490
37	11.664	1:46.306
23	11.790	1:46.122
5	21.438	1:50.926
3	21.665	1:50.813
50	22.327	1:48.941
155	23.168	1:50.674
2	30.009	1:54.129
19	31.047	1:54.557
173	31.886	1:53.930
57	32.258	1:55.994
47	35.309	1:54.738
34	35.443	1:56.616
48	35.813	1:55.836
36	37.665	1:56.284
6	41.137	1:57.751
114	42.133	2:04.321
14	46.367	2:01.757

LAP 3 @ 16:04:05.905

NO	BEHIND	LAP TIME
75		1:39.289
24	0.090	1:39.289
157	4.659	1:41.141
25	17.292	1:46.253
37	18.012	1:45.637
23	18.352	1:45.851
50	31.595	1:48.557
5	33.235	1:51.086
3	33.320	1:50.944
155	34.517	1:50.638
2	45.935	1:55.215
173	47.532	1:54.935
57	47.771	1:54.802

47	50.084	1:54.064
34	51.408	1:55.254
48	52.946	1:56.422
19	56.030	2:04.272
36	56.103	1:57.727
114	58.094	1:55.250
6	59.939	1:58.091
14	1:08.050	2:00.972

LAP 4 @ 16:05:43.937

NO	BEHIND	LAP TIME
24		1:37.942
75	1.161	1:39.193
157	8.358	1:41.731
25	24.072	1:44.812
23	24.190	1:43.870
37	25.677	1:45.697
50	41.471	1:47.908
5	45.466	1:50.263
155	46.409	1:49.924
3	47.057	1:51.769
2	1:03.037	1:55.134
173	1:03.337	1:53.837
57	1:04.084	1:54.345
47	1:06.378	1:54.326
34	1:08.538	1:55.162
48	1:10.378	1:55.464
19	1:10.394	1:52.396
36	1:13.658	1:55.587
114	1:14.635	1:54.573
6	1:17.880	1:55.973
14	1:30.867	2:00.849

LAP 5 @ 16:07:21.649

NO	BEHIND	LAP TIME
24		1:37.712
75	1.598	1:38.149
157	12.836	1:42.190
25	30.909	1:44.549
23	31.088	1:44.610
37	33.403	1:45.438
50	53.178	1:49.419
155	58.099	1:49.402
5	58.636	1:50.882
3	59.042	1:49.697
2	1:19.919	1:54.594
173	1:20.864	1:55.239
57	1:21.634	1:55.262
47	1:22.968	1:54.302
19	1:23.736	1:51.054
34	1:27.232	1:56.406
48	1:28.024	1:55.358
114	1:31.493	1:54.570
36	1:33.258	1:57.312
6	1:36.140	1:55.972

LAP 6 @ 16:08:59.676

NO	BEHIND	LAP TIME
24		1:38.027
75	2.227	1:38.656
14	1 Lap	2:01.104
157	17.224	1:42.415
25	37.526	1:44.644

37	42.400	1:47.024
50	1:03.408	1:48.257
155	1:09.889	1:49.817
5	1:10.484	1:49.875
3	1:11.254	1:50.239
2	1:36.820	1:54.928
173	1:37.487	1:54.650
19	1:37.664	1:51.955
57	1:39.626	1:56.019
47	1:40.509	1:55.568

LAP 7 @ 16:10:41.121

NO	BEHIND	LAP TIME
24		1:41.445
75	0.724	1:39.942
34	1 Lap	1:58.622
48	1 Lap	1:58.404
114	1 Lap	1:55.568
36	1 Lap	1:54.965
6	1 Lap	1:56.826
157	18.612	1:42.833
14	1 Lap	2:00.363
25	43.031	1:46.950
37	46.635	1:45.680
50	1:09.914	1:47.951
155	1:18.246	1:49.802
3	1:19.414	1:49.605
19	1:47.620	1:51.401
173	1:50.763	1:54.721
47	1:53.255	1:54.191
2	1:53.418	1:58.043
57	1:53.497	1:55.316

Weather / Track : Bright / Dry

Results can be found at www.tsl-timing.com

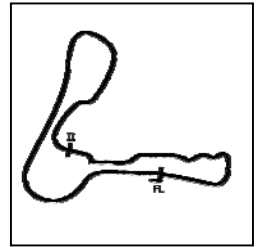
Cadwell Park
Circuit Length = 2.1800 miles
Start: 15:59 Flag 16:10 End: 16:13

Printed - 08:41 Sunday, 23 June 2019

International Sidecar Revival Meeting

GP Originals

RACE 6 - SECTOR ANALYSIS



SECTOR 1 = FL to I1, SECTOR 2 = I1 to FL, DIFF = Difference To Personal Best Lap, P = Crossed Finish Line in Pit Lane, D = Time Disallowed

P1		24 350cc Phil ATKINSON		Yamaha - Rose mot Centre.		
IDEAL LAP TIME : 1:37.712		BEST LAP TIME : 1:37.712		DIFFERENCE : 0.000		
LAP	SECTOR 1	SECTOR 2	LAP TIME	MPH	DIFF	TIME OF DAY
1 -		42.639	1:46.992	73.35	9.280	16:00:47.463
2 -	57.450	41.793	1:39.243	79.07	1.531	16:02:26.706
3 -	57.613	41.676	1:39.289	79.04	1.577	16:04:05.995
4 -	56.892	41.050	1:37.942 (2)	80.12	0.230	16:05:43.937
5 -	56.668	41.044	1:37.712 (1)	80.31		16:07:21.649
6 -	56.753	41.274	1:38.027 (3)	80.06	0.315	16:08:59.676
7 -	59.165	42.280	1:41.445	77.36	3.733	16:10:41.121

P2		75 350cc Ant HART		Harris Yamaha - BE Event Hire		
IDEAL LAP TIME : 1:38.149		BEST LAP TIME : 1:38.149		DIFFERENCE : 0.000		
LAP	SECTOR 1	SECTOR 2	LAP TIME	MPH	DIFF	TIME OF DAY
1 -		42.667	1:46.707	73.54	8.558	16:00:47.178
2 -	57.423	42.015	1:39.438	78.92	1.289	16:02:26.616
3 -	57.337	41.952	1:39.289	79.04	1.140	16:04:05.905
4 -	57.289	41.904	1:39.193 (3)	79.11	1.044	16:05:45.098
5 -	56.678	41.471	1:38.149 (1)	79.96		16:07:23.247
6 -	57.074	41.582	1:38.656 (2)	79.54	0.507	16:09:01.903
7 -	57.928	42.014	1:39.942	78.52	1.793	16:10:41.845

P3		157 350cc Mike SMITH		Yamaha - Smiffs Garage		
IDEAL LAP TIME : 1:41.070		BEST LAP TIME : 1:41.141		DIFFERENCE : 0.071		
LAP	SECTOR 1	SECTOR 2	LAP TIME	MPH	DIFF	TIME OF DAY
1 -		43.049	1:47.798	72.80	6.657	16:00:48.269
2 -	58.481	42.673	1:41.154 (2)	77.58	0.013	16:02:29.423
3 -	58.397	42.744	1:41.141 (1)	77.59		16:04:10.564
4 -	58.652	43.079	1:41.731 (3)	77.14	0.590	16:05:52.295
5 -	58.915	43.275	1:42.190	76.79	1.049	16:07:34.485
6 -	58.905	43.510	1:42.415	76.63	1.274	16:09:16.900
7 -	59.833	43.000	1:42.833	76.31	1.692	16:10:59.733

P4		25 350cc Glen ENGLISH		Yamaha - Steve Carthy Racing		
IDEAL LAP TIME : 1:44.086		BEST LAP TIME : 1:44.549		DIFFERENCE : 0.463		
LAP	SECTOR 1	SECTOR 2	LAP TIME	MPH	DIFF	TIME OF DAY
1 -		44.294	1:49.983	71.35	5.434	16:00:50.454
2 -	1:01.703	44.787	1:46.490	73.69	1.941	16:02:36.944
3 -	1:01.381	44.872	1:46.253	73.86	1.704	16:04:23.197
4 -	1:00.471	44.341	1:44.812 (3)	74.87	0.263	16:06:08.009
5 -	1:00.577	43.972	1:44.549 (1)	75.06		16:07:52.558
6 -	1:00.114	44.530	1:44.644 (2)	74.99	0.095	16:09:37.202
7 -	1:01.191	45.759	1:46.950	73.38	2.401	16:11:24.152

P5		37 250cc Rich GRINLING		Yamaha -		
IDEAL LAP TIME : 1:45.413		BEST LAP TIME : 1:45.438		DIFFERENCE : 0.025		
LAP	SECTOR 1	SECTOR 2	LAP TIME	MPH	DIFF	TIME OF DAY
1 -		44.623	1:51.503	70.38	6.065	16:00:51.974
2 -	1:01.338	44.968	1:46.306	73.82	0.868	16:02:38.280
3 -	1:01.153	44.484	1:45.637 (2)	74.29	0.199	16:04:23.917
4 -	1:01.308	44.389	1:45.697	74.25	0.259	16:06:09.614
5 -	1:01.063	44.375	1:45.438 (1)	74.43		16:07:55.052
6 -	1:02.305	44.719	1:47.024	73.32	1.586	16:09:42.076
7 -	1:01.330	44.350	1:45.680 (3)	74.26	0.242	16:11:27.756

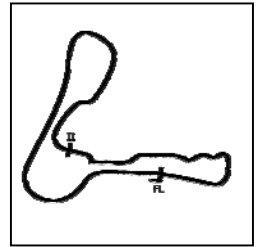
Weather / Track : Bright / Dry

Cadwell Park
Circuit Length = 2.1800 miles
Start: 15:59 Flag 16:10 End: 16:13

International Sidecar Revival Meeting

GP Originals

RACE 6 - SECTOR ANALYSIS



SECTOR 1 = FL to I1, SECTOR 2 = I1 to FL, DIFF = Difference To Personal Best Lap, P = Crossed Finish Line in Pit Lane, D = Time Disallowed

P6 50 350cc George THOMAS		Yamaha - Dunnel Manx				
IDEAL LAP TIME : 1:47.461		BEST LAP TIME : 1:47.908		DIFFERENCE : 0.447		
LAP	SECTOR 1	SECTOR 2	LAP TIME	MPH	DIFF	TIME OF DAY
1 -		46.657	1:59.531	65.65	11.623	16:01:00.002
2 -	1:02.870	46.071	1:48.941	72.03	1.033	16:02:48.943
3 -	1:02.646	45.911	1:48.557	72.29	0.649	16:04:37.500
4 -	1:02.618	45.290	1:47.908 (1)	72.72		16:06:25.408
5 -	1:03.202	46.217	1:49.419	71.72	1.511	16:08:14.827
6 -	1:03.414	44.843	1:48.257 (3)	72.49	0.349	16:10:03.084
7 -	1:02.670	45.281	1:47.951 (2)	72.70	0.043	16:11:51.035

P7 155 350cc Roy CHAPMAN		Yamaha - Self				
IDEAL LAP TIME : 1:48.968		BEST LAP TIME : 1:49.402		DIFFERENCE : 0.434		
LAP	SECTOR 1	SECTOR 2	LAP TIME	MPH	DIFF	TIME OF DAY
1 -		46.559	1:58.639	66.15	9.237	16:00:59.110
2 -	1:03.511	47.163	1:50.674	70.91	1.272	16:02:49.784
3 -	1:03.835	46.803	1:50.638	70.93	1.236	16:04:40.422
4 -	1:03.209	46.715	1:49.924	71.39	0.522	16:06:30.346
5 -	1:02.962	46.440	1:49.402 (1)	71.73		16:08:19.748
6 -	1:03.811	46.006	1:49.817 (3)	71.46	0.415	16:10:09.565
7 -	1:03.118	46.684	1:49.802 (2)	71.47	0.400	16:11:59.367

P8 3 350cc Nick BEDFORD		Yamaha - Banx Race Paint				
IDEAL LAP TIME : 1:48.891		BEST LAP TIME : 1:49.605		DIFFERENCE : 0.714		
LAP	SECTOR 1	SECTOR 2	LAP TIME	MPH	DIFF	TIME OF DAY
1 -		45.864	1:56.997	67.07	7.392	16:00:57.468
2 -	1:04.085	46.728	1:50.813	70.82	1.208	16:02:48.281
3 -	1:04.487	46.457	1:50.944	70.73	1.339	16:04:39.225
4 -	1:04.636	47.133	1:51.769	70.21	2.164	16:06:30.994
5 -	1:03.801	45.896	1:49.697 (2)	71.54	0.092	16:08:20.691
6 -	1:04.544	45.695	1:50.239 (3)	71.19	0.634	16:10:10.930
7 -	1:03.196	46.409	1:49.605 (1)	71.60		16:12:00.535

P9 19 350cc Mark HENRYS		Yamaha - www.northernlight-uk.com				
IDEAL LAP TIME : 1:50.227		BEST LAP TIME : 1:51.054		DIFFERENCE : 0.827		
LAP	SECTOR 1	SECTOR 2	LAP TIME	MPH	DIFF	TIME OF DAY
1 -		48.040	2:02.635	63.99	11.581	16:01:03.106
2 -	1:05.540	49.017	1:54.557	68.50	3.503	16:02:57.663
3 -	1:17.322	46.950	2:04.272	63.15	13.218	16:05:01.935
4 -	1:04.596	47.800	1:52.396	69.82	1.342	16:06:54.331
5 -	1:05.340	45.714	1:51.054 (1)	70.66		16:08:45.385
6 -	1:05.737	46.218	1:51.955 (3)	70.10	0.901	16:10:37.340
7 -	1:04.513	46.888	1:51.401 (2)	70.44	0.347	16:12:28.741

P10 173 350cc Ian WALTON		Yamaha -				
IDEAL LAP TIME : 1:53.658		BEST LAP TIME : 1:53.837		DIFFERENCE : 0.179		
LAP	SECTOR 1	SECTOR 2	LAP TIME	MPH	DIFF	TIME OF DAY
1 -		49.134	2:04.101	63.23	10.264	16:01:04.572
2 -	1:06.393	47.537	1:53.930 (2)	68.88	0.093	16:02:58.502
3 -	1:06.873	48.062	1:54.935	68.28	1.098	16:04:53.437
4 -	1:06.484	47.353	1:53.837 (1)	68.94		16:06:47.274
5 -	1:07.837	47.402	1:55.239	68.10	1.402	16:08:42.513
6 -	1:07.385	47.265	1:54.650 (3)	68.45	0.813	16:10:37.163
7 -	1:06.436	48.285	1:54.721	68.41	0.884	16:12:31.884

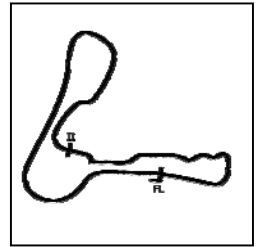
Weather / Track : Bright / Dry

Cadwell Park
Circuit Length = 2.1800 miles
Start: 15:59 Flag 16:10 End: 16:13

International Sidecar Revival Meeting

GP Originals

RACE 6 - SECTOR ANALYSIS



SECTOR 1 = FL to I1, SECTOR 2 = I1 to FL, DIFF = Difference To Personal Best Lap, P = Crossed Finish Line in Pit Lane, D = Time Disallowed

P11 47 250cc John HANNAFORD			Yamaha -			
IDEAL LAP TIME : 1:53.740		BEST LAP TIME : 1:54.064		DIFFERENCE : 0.324		
LAP	SECTOR 1	SECTOR 2	LAP TIME	MPH	DIFF	TIME OF DAY
1 -		49.063	2:06.716	61.93	12.652	16:01:07.187
2 -	1:06.642	48.096	1:54.738	68.39	0.674	16:03:01.925
3 -	1:05.888	48.176	1:54.064 (1)	68.80		16:04:55.989
4 -	1:06.151	48.175	1:54.326	68.64	0.262	16:06:50.315
5 -	1:06.079	48.223	1:54.302 (3)	68.66	0.238	16:08:44.617
6 -	1:07.102	48.466	1:55.568	67.90	1.504	16:10:40.185
7 -	1:06.339	47.852	1:54.191 (2)	68.72	0.127	16:12:34.376

P12 2 350cc Tony PERKIN			Yamaha - Geartech			
IDEAL LAP TIME : 1:53.928		BEST LAP TIME : 1:54.129		DIFFERENCE : 0.201		
LAP	SECTOR 1	SECTOR 2	LAP TIME	MPH	DIFF	TIME OF DAY
1 -		48.400	2:02.025	64.31	7.896	16:01:02.496
2 -	1:05.935	48.194	1:54.129 (1)	68.76		16:02:56.625
3 -	1:06.815	48.400	1:55.215	68.11	1.086	16:04:51.840
4 -	1:06.619	48.515	1:55.134	68.16	1.005	16:06:46.974
5 -	1:06.221	48.373	1:54.594 (2)	68.48	0.465	16:08:41.568
6 -	1:06.935	47.993	1:54.928 (3)	68.28	0.799	16:10:36.496
7 -	1:09.105	48.938	1:58.043	66.48	3.914	16:12:34.539

P13 57 350cc Ewan HAMILTON			Yamaha -			
IDEAL LAP TIME : 1:54.136		BEST LAP TIME : 1:54.345		DIFFERENCE : 0.209		
LAP	SECTOR 1	SECTOR 2	LAP TIME	MPH	DIFF	TIME OF DAY
1 -		47.935	2:02.409	64.11	8.064	16:01:02.880
2 -	1:07.124	48.870	1:55.994	67.65	1.649	16:02:58.874
3 -	1:07.086	47.716	1:54.802 (2)	68.36	0.457	16:04:53.676
4 -	1:06.765	47.580	1:54.345 (1)	68.63		16:06:48.021
5 -	1:07.891	47.371	1:55.262 (3)	68.08	0.917	16:08:43.283
6 -	1:08.268	47.751	1:56.019	67.64	1.674	16:10:39.302
7 -	1:07.529	47.787	1:55.316	68.05	0.971	16:12:34.618

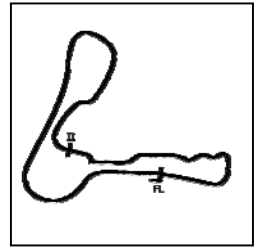
P14 34 250cc Dave GRIGSON			Juchem Yamaha -			
IDEAL LAP TIME : 1:54.737		BEST LAP TIME : 1:55.162		DIFFERENCE : 0.425		
LAP	SECTOR 1	SECTOR 2	LAP TIME	MPH	DIFF	TIME OF DAY
1 -		48.624	2:04.972	62.79	9.810	16:01:05.443
2 -	1:07.209	49.407	1:56.616	67.29	1.454	16:03:02.059
3 -	1:06.691	48.563	1:55.254 (2)	68.09	0.092	16:04:57.313
4 -	1:06.174	48.988	1:55.162 (1)	68.14		16:06:52.475
5 -	1:07.761	48.645	1:56.406 (3)	67.41	1.244	16:08:48.881
6 -	1:09.594	49.028	1:58.622	66.16	3.460	16:10:47.503

P15 48 350cc Craig RIDGELEY			Yamaha - CMR racing			
IDEAL LAP TIME : 1:55.191		BEST LAP TIME : 1:55.358		DIFFERENCE : 0.167		
LAP	SECTOR 1	SECTOR 2	LAP TIME	MPH	DIFF	TIME OF DAY
1 -		48.886	2:06.122	62.22	10.764	16:01:06.593
2 -	1:07.911	47.925	1:55.836 (3)	67.75	0.478	16:03:02.429
3 -	1:08.636	47.786	1:56.422	67.41	1.064	16:04:58.851
4 -	1:07.405	48.059	1:55.464 (2)	67.96	0.106	16:06:54.315
5 -	1:07.436	47.922	1:55.358 (1)	68.03		16:08:49.673
6 -	1:09.342	49.062	1:58.404	66.28	3.046	16:10:48.077

International Sidecar Revival Meeting

GP Originals

RACE 6 - SECTOR ANALYSIS



SECTOR 1 = FL to I1, SECTOR 2 = I1 to FL, DIFF = Difference To Personal Best Lap, P = Crossed Finish Line in Pit Lane, D = Time Disallowed

P16 114 250cc Andrew GREEN			Yamaha - RAFMSA			
IDEAL LAP TIME : 1:54.176		BEST LAP TIME : 1:54.570		DIFFERENCE : 0.394		
LAP	SECTOR 1	SECTOR 2	LAP TIME	MPH	DIFF	TIME OF DAY
1 -		47.967	2:03.957	63.31	9.387	16:01:04.428
2 -	1:16.038	48.283	2:04.321	63.12	9.751	16:03:08.749
3 -	1:06.709	48.541	1:55.250 (3)	68.09	0.680	16:05:03.999
4 -	1:06.209	48.364	1:54.573 (2)	68.49	0.003	16:06:58.572
5 -	1:06.430	48.140	1:54.570 (1)	68.50		16:08:53.142
6 -	1:06.724	48.844	1:55.568	67.90	0.998	16:10:48.710

P17 36 350cc Keith MILLEN			Yamaha - p&s racing			
IDEAL LAP TIME : 1:54.963		BEST LAP TIME : 1:54.965		DIFFERENCE : 0.002		
LAP	SECTOR 1	SECTOR 2	LAP TIME	MPH	DIFF	TIME OF DAY
1 -		49.876	2:07.526	61.54	12.561	16:01:07.997
2 -	1:06.964	49.320	1:56.284 (3)	67.49	1.319	16:03:04.281
3 -	1:07.844	49.883	1:57.727	66.66	2.762	16:05:02.008
4 -	1:06.578	49.009	1:55.587 (2)	67.89	0.622	16:06:57.595
5 -	1:08.089	49.223	1:57.312	66.89	2.347	16:08:54.907
6 -	1:06.580	48.385	1:54.965 (1)	68.26		16:10:49.872

P18 6 350cc Derek SKINNER			Yamaha -			
IDEAL LAP TIME : 1:55.375		BEST LAP TIME : 1:55.972		DIFFERENCE : 0.597		
LAP	SECTOR 1	SECTOR 2	LAP TIME	MPH	DIFF	TIME OF DAY
1 -		51.128	2:09.531	60.58	13.559	16:01:10.002
2 -	1:07.514	50.237	1:57.751	66.64	1.779	16:03:07.753
3 -	1:08.680	49.411	1:58.091	66.45	2.119	16:05:05.844
4 -	1:06.796	49.177	1:55.973 (2)	67.67	0.001	16:07:01.817
5 -	1:06.459	49.513	1:55.972 (1)	67.67		16:08:57.789
6 -	1:07.910	48.916	1:56.826 (3)	67.17	0.854	16:10:54.615

P19 14 250cc Alan BURMAN			Yamaha -			
IDEAL LAP TIME : 1:59.955		BEST LAP TIME : 2:00.363		DIFFERENCE : 0.408		
LAP	SECTOR 1	SECTOR 2	LAP TIME	MPH	DIFF	TIME OF DAY
1 -		51.021	2:10.755	60.02	10.392	16:01:11.226
2 -	1:11.250	50.507	2:01.757	64.45	1.394	16:03:12.983
3 -	1:10.719	50.253	2:00.972 (3)	64.87	0.609	16:05:13.955
4 -	1:10.580	50.269	2:00.849 (2)	64.94	0.486	16:07:14.804
5 -	1:10.181	50.923	2:01.104	64.80	0.741	16:09:15.908
6 -	1:10.589	49.774	2:00.363 (1)	65.20		16:11:16.271

P20 5 350cc Steve BOAM			Yamaha -			
IDEAL LAP TIME : 1:48.618		BEST LAP TIME : 1:49.875		DIFFERENCE : 1.257		
LAP	SECTOR 1	SECTOR 2	LAP TIME	MPH	DIFF	TIME OF DAY
1 -		46.571	1:56.657	67.27	6.782	16:00:57.128
2 -	1:04.159	46.767	1:50.926	70.75	1.051	16:02:48.054
3 -	1:04.357	46.729	1:51.086	70.64	1.211	16:04:39.140
4 -	1:03.985	46.278	1:50.263 (2)	71.17	0.388	16:06:29.403
5 -	1:04.401	46.481	1:50.882 (3)	70.77	1.007	16:08:20.285
6 -	1:04.382	45.493	1:49.875 (1)	71.42		16:10:10.160

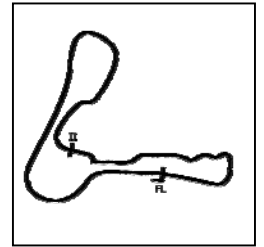
Weather / Track : Bright / Dry

Cadwell Park
Circuit Length = 2.1800 miles
Start: 15:59 Flag 16:10 End: 16:13

International Sidecar Revival Meeting

GP Originals

RACE 6 - SECTOR ANALYSIS



SECTOR 1 = FL to I1, SECTOR 2 = I1 to FL, DIFF = Difference To Personal Best Lap, P = Crossed Finish Line in Pit Lane, D = Time Disallowed

P21 23 250cc Gary VINES		Yamaha - Online lubricants				
IDEAL LAP TIME : 1:43.870		BEST LAP TIME : 1:43.870		DIFFERENCE : 0.000		
LAP	SECTOR 1	SECTOR 2	LAP TIME	MPH	DIFF	TIME OF DAY
1 -		43.741	1:51.813	70.18	7.943	16:00:52.284
2 -	1:01.193	44.929	1:46.122	73.95	2.252	16:02:38.406
3 -	1:01.193	44.658	1:45.851 (3)	74.14	1.981	16:04:24.257
4 -	1:00.257	43.613	1:43.870 (1)	75.55		16:06:08.127
5 -	1:00.582	44.028	1:44.610 (2)	75.02	0.740	16:07:52.737

International Sidecar Revival Meeting

GP Originals

RACE 6 - BEST SECTORS

SECTOR 1			SECTOR 2			IDEAL / BEST COMPARISON						
POS	NO	NAME	TIME	NO	NAME	TIME	POS	NO	NAME	IDEAL	BEST	DIFF
									PERFECT LAP	1:37.712		
1	24	ATKINSON	56.668	24	ATKINSON	41.044	1	24	ATKINSON	1:37.712	1:37.712	0.000
2	75	HART	56.678	75	HART	41.471	2	75	HART	1:38.149	1:38.149	0.000
3	157	SMITH	58.397	157	SMITH	42.673	3	157	SMITH	1:41.070	1:41.141	0.071
4	25	ENGLISH	1:00.114	23	VINES	43.613	4	23	VINES	1:43.870	1:43.870	0.000
5	23	VINES	1:00.257	25	ENGLISH	43.972	5	25	ENGLISH	1:44.086	1:44.549	0.463
6	37	GRINLING	1:01.063	37	GRINLING	44.350	6	37	GRINLING	1:45.413	1:45.438	0.025
7	50	THOMAS	1:02.618	50	THOMAS	44.843	7	50	THOMAS	1:47.461	1:47.908	0.447
8	155	CHAPMAN	1:02.962	5	BOAM	45.493	8	5	BOAM	1:48.618	1:49.875	1.257
9	5	BOAM	1:03.125	3	BEDFORD	45.695	9	3	BEDFORD	1:48.891	1:49.605	0.714
10	3	BEDFORD	1:03.196	19	HENRYS	45.714	10	155	CHAPMAN	1:48.968	1:49.402	0.434
11	19	HENRYS	1:04.513	155	CHAPMAN	46.006	11	19	HENRYS	1:50.227	1:51.054	0.827
12	47	HANNAFORD	1:05.888	173	WALTON	47.265	12	173	WALTON	1:53.658	1:53.837	0.179
13	2	PERKIN	1:05.935	57	HAMILTON	47.371	13	47	HANNAFORD	1:53.740	1:54.064	0.324
14	34	GRIGSON	1:06.174	48	RIDGELEY	47.786	14	2	PERKIN	1:53.928	1:54.129	0.201
15	114	GREEN	1:06.209	47	HANNAFORD	47.852	15	57	HAMILTON	1:54.136	1:54.345	0.209
16	173	WALTON	1:06.393	114	GREEN	47.967	16	114	GREEN	1:54.176	1:54.570	0.394
17	6	SKINNER	1:06.459	2	PERKIN	47.993	17	34	GRIGSON	1:54.737	1:55.162	0.425
18	36	MILLEN	1:06.578	36	MILLEN	48.385	18	36	MILLEN	1:54.963	1:54.965	0.002
19	57	HAMILTON	1:06.765	34	GRIGSON	48.563	19	48	RIDGELEY	1:55.191	1:55.358	0.167
20	48	RIDGELEY	1:07.405	6	SKINNER	48.916	20	6	SKINNER	1:55.375	1:55.972	0.597
21	14	BURMAN	1:10.181	14	BURMAN	49.774	21	14	BURMAN	1:59.955	2:00.363	0.408
22												
23												

Weather / Track : Bright / Dry

Results can be found at www.tsl-timing.com

Cadwell Park
 Circuit Length = 2.1800 miles
 Start: 15:59 Flag 16:10 End: 16:13

Printed - 08:40 Sunday, 23 June 2019

International Sidecar Revival Meeting

GP Originals

FREE PRACTICE - CLASSIFICATION



POS	NO	CL	PIC NAME	ENTRY	TIME	ON	LAPS	GAP	DIFF	MPH
1	25	350cc	1 Glen ENGLISH	Yamaha - Steve Carthy Racing	1:47.179	2	2			73.22
2	157	350cc	2 Mike SMITH	Yamaha - Smiffs Garage	1:48.426	2	2	1.247	1.247	72.38
3	33	350cc	3 Chris MOORE	Yamaha - JL Exhausts	1:49.344	4	4	2.165	0.918	71.77
4	37	250cc	1 Rich GRINLING	Yamaha -	1:50.791	2	2	3.612	1.447	70.83
5	155	350cc	4 Roy CHAPMAN	Yamaha - Self	1:51.084	3	3	3.905	0.293	70.64
6	50	350cc	5 George THOMAS	Yamaha - Dunnel Manx	1:52.309	2	2	5.130	1.225	69.87
7	19	350cc	6 Mark HENRYS	Yamaha - www.northernlight-uk.com	1:53.962	4	4	6.783	1.653	68.86
8	150	350cc	7 Graham HIGLETT	Yamaha -	1:56.074	3	3	8.895	2.112	67.61
9	75	350cc	8 Ant HART	Harris Yamaha - BE Event Hire	1:56.609	1	1	9.430	0.535	67.30
10	114	250cc	2 Andrew GREEN	Yamaha - RAFMSA	1:56.977	3	3	9.798	0.368	67.09
11	57*	350cc	9 Ewan HAMILTON	Yamaha -	1:57.561	3	3	10.382	0.584	66.75
12	5*	350cc	10 Steve BOAM	Yamaha -	1:58.095	3	3	10.916	0.534	66.45
13	550	350cc	11 Daniel JACKSON	Yamaha - Team Sigie racing	1:58.196	1	1	11.017	0.101	66.39
14	48	350cc	12 Craig RIDGELEY	Yamaha - CMR racing	1:59.885	2	3	12.706	1.689	65.46
15	36	350cc	13 Keith MILLEN	Yamaha - p&s racing	1:59.935	3	3	12.756	0.050	65.43
16	47	250cc	3 John HANNAFORD	Yamaha -	2:00.178	2	2	12.999	0.243	65.30
17	6	350cc	14 Derek SKINNER	Yamaha -	2:00.893	3	3	13.714	0.715	64.91
18	43	350cc	15 Kevin ROWBOTHAM	Yamaha -	2:05.390	2	2	18.211	4.497	62.58
19	14	250cc	4 Alan BURMAN	Yamaha -	2:08.419	3	3	21.240	3.029	61.11
20	23	250cc	5 Gary VINES	Yamaha - Online lubricants			0			
21	3	350cc	16 Nick BEDFORD	Yamaha - Banx Race Paint			0			
22	99	350cc	17 Kenny HILL	Yamaha -			0			

No. 5 & 57 - Transponder not working

Weather / Track : Overcast / Dry

These results are provisional until the conclusion of any judicial and technical matters.

Cadwell Park

Circuit Length = 2.1800 miles

Start: 09:10 Flag 09:17 End: 09:20

Clerk Of Course :	Steward :	Timekeeper :
-------------------	-----------	--------------

Results can be found at www.tsl-timing.com

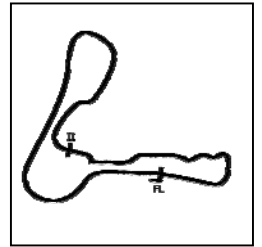
Printed - 09:21 Sunday, 23 June 2019



International Sidecar Revival Meeting

GP Originals

FREE PRACTICE - SECTOR ANALYSIS



SECTOR 1 = FL to I1, SECTOR 2 = I1 to FL, DIFF = Difference To Personal Best Lap, P = Crossed Finish Line in Pit Lane, D = Time Disallowed

P1	25 350cc	Glen ENGLISH	Yamaha - Steve Carthy Racing			
IDEAL LAP TIME : 1:46.869		BEST LAP TIME : 1:47.179		DIFFERENCE : 0.310		
LAP	SECTOR 1	SECTOR 2	LAP TIME	MPH	DIFF	TIME OF DAY
1 -	1:04.489	45.298	1:49.787 (2)	71.48	2.608	09:12:54.251
2 -	1:01.571	45.608	1:47.179 (1)	73.22		09:14:41.430

P2	157 350cc	Mike SMITH	Yamaha - Smiffs Garage			
IDEAL LAP TIME : 1:48.426		BEST LAP TIME : 1:48.426		DIFFERENCE : 0.000		
LAP	SECTOR 1	SECTOR 2	LAP TIME	MPH	DIFF	TIME OF DAY
1 -	1:08.580	47.726	1:56.306 (2)	67.47	7.880	09:12:53.707
2 -	1:03.214	45.212	1:48.426 (1)	72.38		09:14:42.133

P3	33 350cc	Chris MOORE	Yamaha - JL Exhausts			
IDEAL LAP TIME : 1:49.344		BEST LAP TIME : 1:49.344		DIFFERENCE : 0.000		
LAP	SECTOR 1	SECTOR 2	LAP TIME	MPH	DIFF	TIME OF DAY
1 -	1:13.295	50.103	2:03.398	63.59	14.054	09:13:17.657
2 -	1:07.822	48.863	1:56.685 (3)	67.25	7.341	09:15:14.342
3 -	1:04.159	45.964	1:50.123 (2)	71.26	0.779	09:17:04.465
4 -	1:03.390	45.954	1:49.344 (1)	71.77		09:18:53.809

P4	37 250cc	Rich GRINLING	Yamaha -			
IDEAL LAP TIME : 1:49.475		BEST LAP TIME : 1:50.791		DIFFERENCE : 1.316		
LAP	SECTOR 1	SECTOR 2	LAP TIME	MPH	DIFF	TIME OF DAY
1 -	1:09.857	50.031	1:59.888 (2)	65.46	9.097	09:13:11.695
2 -	1:04.104	46.687	1:50.791 (1)	70.83		09:15:02.486

P5	155 350cc	Roy CHAPMAN	Yamaha - Self			
IDEAL LAP TIME : 1:50.789		BEST LAP TIME : 1:51.084		DIFFERENCE : 0.295		
LAP	SECTOR 1	SECTOR 2	LAP TIME	MPH	DIFF	TIME OF DAY
1 -	1:11.560	50.640	2:02.200 (3)	64.22	11.116	09:13:14.432
2 -	1:05.468	47.100	1:52.568 (2)	69.71	1.484	09:15:07.000
3 -	1:03.689	47.395	1:51.084 (1)	70.64		09:16:58.084

P6	50 350cc	George THOMAS	Yamaha - Dunnel Manx			
IDEAL LAP TIME : 1:52.309		BEST LAP TIME : 1:52.309		DIFFERENCE : 0.000		
LAP	SECTOR 1	SECTOR 2	LAP TIME	MPH	DIFF	TIME OF DAY
1 -	1:07.056	47.848	1:54.904 (2)	68.30	2.595	09:12:57.782
2 -	1:05.249	47.060	1:52.309 (1)	69.87		09:14:50.091

P7	19 350cc	Mark HENRYS	Yamaha - www.northernlight-uk.com			
IDEAL LAP TIME : 1:53.472		BEST LAP TIME : 1:53.962		DIFFERENCE : 0.490		
LAP	SECTOR 1	SECTOR 2	LAP TIME	MPH	DIFF	TIME OF DAY
1 -	1:11.488	51.231	2:02.719	63.95	8.757	09:13:14.345
2 -	1:06.694	47.953	1:54.647 (3)	68.45	0.685	09:15:08.992
3 -	1:07.325	47.139	1:54.464 (2)	68.56	0.502	09:17:03.456
4 -	1:06.333	47.629	1:53.962 (1)	68.86		09:18:57.418

P8	150 350cc	Graham HIGLETT	Yamaha -			
IDEAL LAP TIME : 1:56.074		BEST LAP TIME : 1:56.074		DIFFERENCE : 0.000		
LAP	SECTOR 1	SECTOR 2	LAP TIME	MPH	DIFF	TIME OF DAY
1 -	1:20.080	53.712	2:13.792 (3)	58.65	17.718	09:13:36.963
2 -	1:10.766	50.505	2:01.271 (2)	64.71	5.197	09:15:38.234
3 -	1:05.675	50.399	1:56.074 (1)	67.61		09:17:34.308

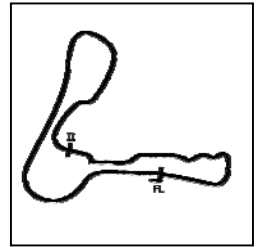
Weather / Track : Overcast / Dry

Cadwell Park
Circuit Length = 2.1800 miles
Start: 09:10 Flag 09:17 End: 09:20

International Sidecar Revival Meeting

GP Originals

FREE PRACTICE - SECTOR ANALYSIS



SECTOR 1 = FL to I1, SECTOR 2 = I1 to FL, DIFF = Difference To Personal Best Lap, P = Crossed Finish Line in Pit Lane, D = Time Disallowed

P9	75 350cc	Ant HART	Harris Yamaha - BE Event Hire			
IDEAL LAP TIME : 1:49.792		BEST LAP TIME : 1:56.609		DIFFERENCE : 6.817		
LAP	SECTOR 1	SECTOR 2	LAP TIME	MPH	DIFF	TIME OF DAY

1 -	1:08.396	48.213	1:56.609 (1)	67.30		09:13:34.071
-----	----------	---------------	---------------------	--------------	--	---------------------

P10	114 250cc	Andrew GREEN	Yamaha - RAFMSA			
IDEAL LAP TIME : 1:56.977		BEST LAP TIME : 1:56.977		DIFFERENCE : 0.000		
LAP	SECTOR 1	SECTOR 2	LAP TIME	MPH	DIFF	TIME OF DAY

1 -	1:17.620	52.212	2:09.832 (3)	60.44	12.855	09:13:26.086
-----	----------	--------	--------------	-------	--------	--------------

2 -	1:08.932	49.209	1:58.141 (2)	66.42	1.164	09:15:24.227
-----	----------	--------	--------------	-------	-------	--------------

3 -	1:08.005	48.972	1:56.977 (1)	67.09		09:17:21.204
-----	-----------------	---------------	---------------------	--------------	--	---------------------

P11	57 350cc	Ewan HAMILTON	Yamaha -			
IDEAL LAP TIME :		BEST LAP TIME : 1:57.561		DIFFERENCE :		
LAP	SECTOR 1	SECTOR 2	LAP TIME	MPH	DIFF	TIME OF DAY

1 -			2:03.000 (3)	63.80	5.439	09:13:16.904
-----	--	--	--------------	-------	-------	--------------

2 -			2:01.368 (2)	64.66	3.807	09:15:18.272
-----	--	--	--------------	-------	-------	--------------

3 -			1:57.561 (1)	66.75		09:17:15.833
-----	--	--	---------------------	--------------	--	---------------------

P12	5 350cc	Steve BOAM	Yamaha -			
IDEAL LAP TIME :		BEST LAP TIME : 1:58.095		DIFFERENCE :		
LAP	SECTOR 1	SECTOR 2	LAP TIME	MPH	DIFF	TIME OF DAY

1 -			3:23.256 (3)	38.61	1:25.161	09:14:34.472
-----	--	--	--------------	-------	----------	--------------

2 -			2:05.224 (2)	62.67	7.129	09:16:39.696
-----	--	--	--------------	-------	-------	--------------

3 -			1:58.095 (1)	66.45		09:18:37.791
-----	--	--	---------------------	--------------	--	---------------------

P13	550 350cc	Daniel JACKSON	Yamaha - Team Sigie racing			
IDEAL LAP TIME : 1:56.076		BEST LAP TIME : 1:58.196		DIFFERENCE : 2.120		
LAP	SECTOR 1	SECTOR 2	LAP TIME	MPH	DIFF	TIME OF DAY

1 -	1:10.296	47.900	1:58.196 (1)	66.39		09:13:06.019
-----	----------	---------------	---------------------	--------------	--	---------------------

P14	48 350cc	Craig RIDGELEY	Yamaha - CMR racing			
IDEAL LAP TIME : 1:59.885		BEST LAP TIME : 1:59.885		DIFFERENCE : 0.000		
LAP	SECTOR 1	SECTOR 2	LAP TIME	MPH	DIFF	TIME OF DAY

1 -	1:15.677	51.400	2:07.077 (3)	61.75	7.192	09:13:14.399
-----	----------	--------	--------------	-------	-------	--------------

2 -	1:10.824	49.061	1:59.885 (1)	65.46		09:15:14.284
-----	-----------------	---------------	---------------------	--------------	--	---------------------

3 -	1:11.185	49.965	2:01.150 (2)	64.77	1.265	09:17:15.434
-----	----------	--------	--------------	-------	-------	--------------

P15	36 350cc	Keith MILLEN	Yamaha - p&s racing			
IDEAL LAP TIME : 1:59.031		BEST LAP TIME : 1:59.935		DIFFERENCE : 0.904		
LAP	SECTOR 1	SECTOR 2	LAP TIME	MPH	DIFF	TIME OF DAY

1 -	1:20.372	55.036	2:15.408 (3)	57.95	15.473	09:13:34.362
-----	----------	--------	--------------	-------	--------	--------------

2 -	1:09.412	50.574	1:59.986 (2)	65.40	0.051	09:15:34.348
-----	----------	---------------	--------------	-------	-------	--------------

3 -	1:08.457	51.478	1:59.935 (1)	65.43		09:17:34.283
-----	-----------------	--------	---------------------	--------------	--	---------------------

P16	47 250cc	John HANNAFORD	Yamaha -			
IDEAL LAP TIME : 2:00.178		BEST LAP TIME : 2:00.178		DIFFERENCE : 0.000		
LAP	SECTOR 1	SECTOR 2	LAP TIME	MPH	DIFF	TIME OF DAY

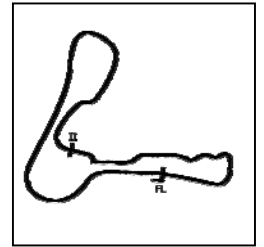
1 -	1:12.530	50.882	2:03.412 (2)	63.59	3.234	09:15:45.804
-----	----------	--------	--------------	-------	-------	--------------

2 -	1:10.856	49.322	2:00.178 (1)	65.30		09:17:45.982
-----	-----------------	---------------	---------------------	--------------	--	---------------------

International Sidecar Revival Meeting

GP Originals

FREE PRACTICE - SECTOR ANALYSIS



SECTOR 1 = FL to I1, SECTOR 2 = I1 to FL, DIFF = Difference To Personal Best Lap, P = Crossed Finish Line in Pit Lane, D = Time Disallowed

P17		6 350cc		Derek SKINNER		Yamaha -	
IDEAL LAP TIME : 2:00.893		BEST LAP TIME : 2:00.893		DIFFERENCE : 0.000			
LAP	SECTOR 1	SECTOR 2	LAP TIME	MPH	DIFF	TIME OF DAY	
1 -	1:19.478	57.580	2:17.058 (3)	57.26	16.165	09:13:33.852	
2 -	1:11.437	52.870	2:04.307 (2)	63.13	3.414	09:15:38.159	
3 -	1:09.857	51.036	2:00.893 (1)	64.91		09:17:39.052	

P18		43 350cc		Kevin ROWBOTHAM		Yamaha -	
IDEAL LAP TIME : 2:05.390		BEST LAP TIME : 2:05.390		DIFFERENCE : 0.000			
LAP	SECTOR 1	SECTOR 2	LAP TIME	MPH	DIFF	TIME OF DAY	
1 -	1:17.546	54.032	2:11.578 (2)	59.64	6.188	09:13:29.140	
2 -	1:13.271	52.119	2:05.390 (1)	62.58		09:15:34.530	

P19		14 250cc		Alan BURMAN		Yamaha -	
IDEAL LAP TIME : 2:08.419		BEST LAP TIME : 2:08.419		DIFFERENCE : 0.000			
LAP	SECTOR 1	SECTOR 2	LAP TIME	MPH	DIFF	TIME OF DAY	
1 -	1:32.885	1:01.167	2:34.052 (3)	50.94	25.633	09:14:32.403	
2 -	1:18.152	53.271	2:11.423 (2)	59.71	3.004	09:16:43.826	
3 -	1:15.273	53.146	2:08.419 (1)	61.11		09:18:52.245	

International Sidecar Revival Meeting

GP Originals

FREE PRACTICE - BEST SECTORS

SECTOR 1			SECTOR 2			IDEAL / BEST COMPARISON						
POS	NO	NAME	TIME	NO	NAME	TIME	POS	NO	NAME	IDEAL	BEST	DIFF
									PERFECT LAP	1:46.783		
1	25	ENGLISH	1:01.571	157	SMITH	45.212	1	25	ENGLISH	1:46.869	1:47.179	0.310
2	75	HART	1:01.579	25	ENGLISH	45.298	2	157	SMITH	1:48.426	1:48.426	0.000
3	37	GRINLING	1:02.788	33	MOORE	45.954	3	33	MOORE	1:49.344	1:49.344	0.000
4	157	SMITH	1:03.214	37	GRINLING	46.687	4	37	GRINLING	1:49.475	1:50.791	1.316
5	33	MOORE	1:03.390	50	THOMAS	47.060	5	75	HART	1:49.792	1:56.609	6.817
6	155	CHAPMAN	1:03.689	155	CHAPMAN	47.100	6	155	CHAPMAN	1:50.789	1:51.084	0.295
7	50	THOMAS	1:05.249	19	HENRYS	47.139	7	50	THOMAS	1:52.309	1:52.309	0.000
8	150	HIGLETT	1:05.675	550	JACKSON	47.900	8	19	HENRYS	1:53.472	1:53.962	0.490
9	19	HENRYS	1:06.333	75	HART	48.213	9	150	HIGLETT	1:56.074	1:56.074	0.000
10	114	GREEN	1:08.005	114	GREEN	48.972	10	550	JACKSON	1:56.076	1:58.196	2.120
11	550	JACKSON	1:08.176	48	RIDGELEY	49.061	11	114	GREEN	1:56.977	1:56.977	0.000
12	36	MILLEN	1:08.457	47	HANNAFORD	49.322	12	36	MILLEN	1:59.031	1:59.935	0.904
13	23	VINES	1:08.751	150	HIGLETT	50.399	13	48	RIDGELEY	1:59.885	1:59.885	0.000
14	6	SKINNER	1:09.857	36	MILLEN	50.574	14	47	HANNAFORD	2:00.178	2:00.178	0.000
15	48	RIDGELEY	1:10.824	6	SKINNER	51.036	15	6	SKINNER	2:00.893	2:00.893	0.000
16	47	HANNAFORD	1:10.856	43	ROWBOTHAM	52.119	16	43	ROWBOTHAM	2:05.390	2:05.390	0.000
17	43	ROWBOTHAM	1:13.271	14	BURMAN	53.146	17	14	BURMAN	2:08.419	2:08.419	0.000
18	14	BURMAN	1:15.273				18	5	BOAM		1:58.095	
19	99	HILL	2:02.501				19	57	HAMILTON		1:57.561	
20	3	BEDFORD	2:05.980									
21												
22												

Weather / Track : Overcast / Dry

Results can be found at www.tsl-timing.com

Cadwell Park
 Circuit Length = 2.1800 miles
 Start: 09:10 Flag 09:17 End: 09:20

Printed - 09:22 Sunday, 23 June 2019

International Sidecar Revival Meeting

GP Originals

RACE 2 - CLASSIFICATION



POS	NO	CL	PIC NAME	ENTRY	LAPS	TIME	GAP	DIFF	MPH	BEST	ON
1	24	350cc	1 Phil ATKINSON	Yamaha - Rose mot Centre.	9	14:55.778			78.85	1:38.105	9
2	75	350cc	2 Ant HART	Harris Yamaha - BE Event Hire	9	14:56.179	0.401	0.401	78.81	1:38.339	3
3	157	350cc	3 Mike SMITH	Yamaha - Smiffs Garage	9	15:24.866	29.088	28.687	76.37	1:41.335	4
4	550	350cc	4 Daniel JACKSON	Yamaha - Team Sigie racing	9	15:24.901	29.123	0.035	76.36	1:40.517	8
5	33	350cc	5 Chris MOORE	Yamaha - JL Exhausts	9	15:39.604	43.826	14.703	75.17	1:42.483	8
6	25	350cc	6 Glen ENGLISH	Yamaha - Steve Carthy Racing	9	15:44.494	48.716	4.890	74.78	1:43.423	6
7	23	250cc	1 Gary VINES	Yamaha - Online lubricants	9	15:45.939	50.161	1.445	74.66	1:43.235	9
8	150	350cc	7 Graham HIGLETT	Yamaha -	9	15:58.893	1:03.115	12.954	73.66	1:45.378	2
9	37	250cc	2 Rich GRINLING	Yamaha -	9	16:00.778	1:05.000	1.885	73.51	1:44.778	8
10	50	350cc	8 George THOMAS	Yamaha - Dunnel Manx	9	16:04.830	1:09.052	4.052	73.20	1:45.398	6
11	59	350cc	9 Jason BURRILL	Yamaha -	9	16:18.622	1:22.844	13.792	72.17	1:46.631	4
12	88	350cc	10 Mark EDGE	Yamaha -	9	16:28.926	1:33.148	10.304	71.42	1:46.976	5
13	155	350cc	11 Roy CHAPMAN	Yamaha - Self	9	16:29.798	1:34.020	0.872	71.36	1:48.612	6
14	19	350cc	12 Mark HENRYS	Yamaha - www.northernlight-uk.com	8	15:00.295	1 Lap	1 Lap	69.73	1:50.853	8
15	5	350cc	13 Steve BOAM	Yamaha -	8	15:00.557	1 Lap	0.262	69.71	1:50.907	8
16	6	350cc	14 Derek SKINNER	Yamaha -	8	15:20.176	1 Lap	19.619	68.23	1:51.941	7
17	57	350cc	15 Ewan HAMILTON	Yamaha -	8	15:20.882	1 Lap	0.706	68.17	1:53.614	7
18	34	250cc	3 Dave GRIGSON	Juchem Yamaha -	8	15:22.366	1 Lap	1.484	68.06	1:52.877	7
19	48	350cc	16 Craig RIDGELEY	Yamaha - CMR racing	8	15:24.736	1 Lap	2.370	67.89	1:51.576	7
20	114	250cc	4 Andrew GREEN	Yamaha - RAFMSA	8	15:31.896	1 Lap	7.160	67.37	1:54.222	4
21	47	250cc	5 John HANNAFORD	Yamaha -	8	15:32.570	1 Lap	0.674	67.32	1:53.763	7
22	14	250cc	6 Alan BURMAN	Yamaha -	8	16:38.514	1 Lap	1:05.944	62.87	2:01.783	8
23	99	350cc	17 Kenny HILL	Yamaha -	7	15:37.489	2 Laps	1 Lap	58.59	2:08.404	4

NOT CLASSIFIED

DNF	3	350cc	Nick BEDFORD	Yamaha - Banx Race Paint	7	13:08.273	2 Laps		69.69	1:51.485	6
DNF	173	350cc	Ian WALTON	Yamaha -	5	9:50.448	4 Laps	2 Laps	66.45	1:56.549	4
DNF	36	350cc	Keith MILLEN	Yamaha - p&s racing	0						
DNF	77	350cc	James WILMOT	Yamaha -	0						

FASTEST LAP

24	350cc	Phil ATKINSON	Yamaha - Rose mot Centre.	9	1:38.105	79.99 mph	128.74 kph
23	250cc	Gary VINES	Yamaha - Online lubricants	9	1:43.235	76.02 mph	122.34 kph

Class 350cc - 92.5% of Race Speed = 72.93 mph

Class 250cc - 92.5% of Race Speed = 69.06 mph

Cadwell Park

Circuit Length = 2.1800 miles

Start: 10:54 Flag 11:09 End: 11:11

Weather / Track : Overcast / Dry

These results are provisional until the conclusion of any judicial and technical matters.

Clerk Of Course :	Steward :	Timekeeper :
-------------------	-----------	--------------

Results can be found at www.tsl-timing.com

Printed - 11:12 Sunday, 23 June 2019



International Sidecar Revival Meeting

GP Originals

RACE 2 - LAP CHART

LAP 1 @ 10:56:18.773

NO	BEHIND	LAP TIME
75		1:44.606
24	0.209	1:44.815
25	4.885	1:49.491
157	5.446	1:50.052
33	5.748	1:50.354
550	5.981	1:50.587
37	6.843	1:51.449
23	7.128	1:51.734
59	8.478	1:53.084
150	8.852	1:53.458
50	9.163	1:53.769
5	12.081	1:56.687
155	12.780	1:57.386
3	13.327	1:57.933
19	13.819	1:58.425
88	14.174	1:58.780
57	17.271	2:01.877
114	18.139	2:02.745
173	18.416	2:03.022
48	18.520	2:03.126
34	19.538	2:04.144
6	20.259	2:04.865
47	20.772	2:05.378
14	29.901	2:14.507
99	45.044	2:29.650

LAP 2 @ 10:57:57.674

NO	BEHIND	LAP TIME
75		1:38.901
24	0.234	1:38.926
157	9.126	1:42.581
25	10.825	1:44.841
550	11.186	1:44.106
33	11.716	1:44.869
37	13.929	1:45.987
23	14.062	1:45.835
150	15.329	1:45.378
50	17.200	1:46.938
59	17.336	1:47.759
155	23.319	1:49.440
5	25.742	1:52.562
88	25.802	1:50.529
3	26.156	1:51.730
19	26.813	1:51.895
57	33.201	1:54.831
34	35.552	1:54.915
114	36.400	1:57.162
173	36.671	1:57.156
6	37.777	1:56.419
47	37.827	1:55.956
48	41.719	2:02.100
14	57.036	2:06.036
99	1:18.936	2:12.793

LAP 3 @ 10:59:36.013

NO	BEHIND	LAP TIME
75		1:38.339
24	0.096	1:38.201
157	12.284	1:41.497
550	14.117	1:41.270
25	16.796	1:44.310

33	16.973	1:43.596
23	19.791	1:44.068
37	22.144	1:46.554
150	22.660	1:45.670
50	25.404	1:46.543
59	26.683	1:47.686
155	34.351	1:49.371
88	34.808	1:47.345
3	39.767	1:51.950
5	40.028	1:52.625
19	40.370	1:51.896
57	48.926	1:54.064
34	51.922	1:54.709
6	53.620	1:54.182
114	54.216	1:56.155
47	54.591	1:55.103
173	55.132	1:56.800
48	56.888	1:53.508
14	1:22.833	2:04.136

LAP 4 @ 11:01:14.627

NO	BEHIND	LAP TIME
24		1:38.518
75	0.322	1:38.936
99	1 Lap	2:12.622
157	15.005	1:41.335
550	16.671	1:41.168
25	22.236	1:44.054
33	22.566	1:44.207
23	24.992	1:43.815
37	29.697	1:46.167
150	30.166	1:46.120
50	32.710	1:45.920
59	34.700	1:46.631
155	44.538	1:48.801
88	44.872	1:48.678
3	52.794	1:51.641
5	53.570	1:52.156
19	53.975	1:52.219
57	1:04.471	1:54.159
34	1:07.864	1:54.556
6	1:08.910	1:53.904
114	1:09.824	1:54.222
47	1:11.148	1:55.171
173	1:13.067	1:56.549
48	1:13.284	1:55.010

LAP 5 @ 11:02:53.827

NO	BEHIND	LAP TIME
75		1:38.878
24	0.258	1:39.458
14	1 Lap	2:03.016
157	17.369	1:41.564
550	19.285	1:41.814
25	27.889	1:44.853
33	28.190	1:44.824
23	30.470	1:44.678
150	36.562	1:45.596
37	38.474	1:47.977
50	39.152	1:45.642
59	43.459	1:47.959
99	1 Lap	2:08.404
88	52.648	1:46.976
155	54.010	1:48.672

3	1:05.473	1:51.879
5	1:05.912	1:51.542
19	1:06.418	1:51.643
57	1:19.712	1:54.441
34	1:22.543	1:53.879
6	1:23.060	1:53.350
114	1:25.447	1:54.823
47	1:26.918	1:54.970
48	1:29.237	1:55.153
173	1:30.788	1:56.921

LAP 6 @ 11:04:32.251

NO	BEHIND	LAP TIME
75		1:38.424
24	0.115	1:38.281
157	20.897	1:41.952
550	22.257	1:41.396
25	32.888	1:43.423
14	1 Lap	2:03.299
33	33.314	1:43.548
23	36.465	1:44.419
150	43.888	1:45.750
37	45.576	1:45.526
50	46.126	1:45.398
59	53.447	1:48.412
88	1:03.113	1:48.889
155	1:04.198	1:48.612
99	1 Lap	2:09.139
3	1:18.534	1:51.485
5	1:18.886	1:51.398
19	1:19.232	1:51.238
57	1:35.244	1:53.956
6	1:37.519	1:52.883
34	1:37.892	1:53.773

LAP 7 @ 11:06:12.244

NO	BEHIND	LAP TIME
75		1:39.993
24	0.816	1:40.694
114	1 Lap	1:56.019
48	1 Lap	1:52.617
47	1 Lap	1:56.182
157	22.778	1:41.874
550	23.020	1:40.756
33	36.127	1:42.806
25	37.133	1:44.238
23	40.495	1:44.023
150	49.607	1:45.712
50	52.846	1:46.713
37	52.979	1:47.396
14	1 Lap	2:02.695
59	1:01.182	1:47.728
88	1:12.137	1:49.017
155	1:13.517	1:49.312
3	1:30.196	1:51.655
19	1:31.365	1:52.126
5	1:31.573	1:52.680

LAP 8 @ 11:07:51.547

NO	BEHIND	LAP TIME
75		1:39.303
24	0.293	1:38.780
99	2 Laps	2:11.985

57	1 Lap	1:53.614
6	1 Lap	1:51.941
34	1 Lap	1:52.877
48	1 Lap	1:51.576
114	1 Lap	1:55.177
47	1 Lap	1:53.763
550	24.234	1:40.517
157	25.175	1:41.700
33	39.307	1:42.483
25	41.868	1:44.038
23	45.324	1:44.132
150	55.752	1:45.448
37	58.454	1:44.778
50	1:00.726	1:47.183
59	1:11.986	1:50.107
14	1 Lap	2:03.042
88	1:21.236	1:48.402
155	1:23.312	1:49.098

LAP 9 @ 11:09:29.945

NO	BEHIND	LAP TIME
24		1:38.105
75	0.401	1:38.799
19	1 Lap	1:50.853
5	1 Lap	1:50.907
6	1 Lap	1:52.632
57	1 Lap	1:53.940
34	1 Lap	1:53.513
48	1 Lap	1:51.646
157	29.088	1:42.311
550	29.123	1:43.287
114	1 Lap	1:55.593
47	1 Lap	1:56.047
99	2 Laps	2:12.896
33	43.826	1:42.917
25	48.716	1:45.246
23	50.161	1:43.235
150	1:03.115	1:45.761
37	1:05.000	1:44.944
50	1:09.052	1:46.724
59	1:22.844	1:49.256
88	1:33.148	1:50.310
155	1:34.020	1:49.106
14	1 Lap	2:01.783

Cadwell Park

Circuit Length = 2.1800 miles

Start: 10:54 Flag 11:09 End: 11:11

Weather / Track : Overcast / Dry

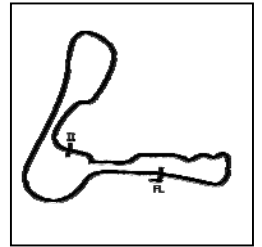
Results can be found at www.tsl-timing.com

Printed - 11:12 Sunday, 23 June 2019

International Sidecar Revival Meeting

GP Originals

RACE 2 - SECTOR ANALYSIS



SECTOR 1 = FL to I1, SECTOR 2 = I1 to FL, DIFF = Difference To Personal Best Lap, P = Crossed Finish Line in Pit Lane, D = Time Disallowed

P1 24 350cc Phil ATKINSON		Yamaha - Rose mot Centre.				
IDEAL LAP TIME : 1:37.836		BEST LAP TIME : 1:38.105		DIFFERENCE : 0.269		
LAP	SECTOR 1	SECTOR 2	LAP TIME	MPH	DIFF	TIME OF DAY
1 -		42.308	1:44.815	74.87	6.710	10:56:18.982
2 -	57.127	41.799	1:38.926	79.33	0.821	10:57:57.908
3 -	56.681	41.520	1:38.201 (2)	79.91	0.096	10:59:36.109
4 -	57.238	41.280	1:38.518	79.66	0.413	11:01:14.627
5 -	57.164	42.294	1:39.458	78.90	1.353	11:02:54.085
6 -	56.911	41.370	1:38.281 (3)	79.85	0.176	11:04:32.366
7 -	57.191	43.503	1:40.694	77.93	2.589	11:06:13.060
8 -	57.271	41.509	1:38.780	79.44	0.675	11:07:51.840
9 -	56.950	41.155	1:38.105 (1)	79.99		11:09:29.945

P2 75 350cc Ant HART		Harris Yamaha - BE Event Hire				
IDEAL LAP TIME : 1:38.083		BEST LAP TIME : 1:38.339		DIFFERENCE : 0.256		
LAP	SECTOR 1	SECTOR 2	LAP TIME	MPH	DIFF	TIME OF DAY
1 -		42.314	1:44.606	75.02	6.267	10:56:18.773
2 -	57.013	41.888	1:38.901	79.35	0.562	10:57:57.674
3 -	56.695	41.644	1:38.339 (1)	79.80		10:59:36.013
4 -	57.431	41.505	1:38.936	79.32	0.597	11:01:14.949
5 -	56.578	42.300	1:38.878	79.37	0.539	11:02:53.827
6 -	56.738	41.686	1:38.424 (2)	79.73	0.085	11:04:32.251
7 -	57.085	42.908	1:39.993	78.48	1.654	11:06:12.244
8 -	57.274	42.029	1:39.303	79.03	0.964	11:07:51.547
9 -	57.223	41.576	1:38.799 (3)	79.43	0.460	11:09:30.346

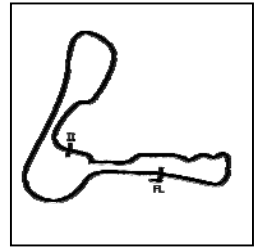
P3 157 350cc Mike SMITH		Yamaha - Smiffs Garage				
IDEAL LAP TIME : 1:41.213		BEST LAP TIME : 1:41.335		DIFFERENCE : 0.122		
LAP	SECTOR 1	SECTOR 2	LAP TIME	MPH	DIFF	TIME OF DAY
1 -		44.576	1:50.052	71.31	8.717	10:56:24.219
2 -	59.498	43.083	1:42.581	76.50	1.246	10:58:06.800
3 -	58.554	42.943	1:41.497 (2)	77.32	0.162	10:59:48.297
4 -	58.633	42.702	1:41.335 (1)	77.44		11:01:29.632
5 -	58.534	43.030	1:41.564 (3)	77.27	0.229	11:03:11.196
6 -	59.198	42.754	1:41.952	76.97	0.617	11:04:53.148
7 -	58.934	42.940	1:41.874	77.03	0.539	11:06:35.022
8 -	59.015	42.685	1:41.700	77.16	0.365	11:08:16.722
9 -	59.632	42.679	1:42.311	76.70	0.976	11:09:59.033

P4 550 350cc Daniel JACKSON		Yamaha - Team Sigie racing				
IDEAL LAP TIME : 1:40.517		BEST LAP TIME : 1:40.517		DIFFERENCE : 0.000		
LAP	SECTOR 1	SECTOR 2	LAP TIME	MPH	DIFF	TIME OF DAY
1 -		44.854	1:50.587	70.96	10.070	10:56:24.754
2 -	1:00.100	44.006	1:44.106	75.38	3.589	10:58:08.860
3 -	58.759	42.511	1:41.270	77.49	0.753	10:59:50.130
4 -	58.716	42.452	1:41.168 (3)	77.57	0.651	11:01:31.298
5 -	59.124	42.690	1:41.814	77.08	1.297	11:03:13.112
6 -	59.076	42.320	1:41.396	77.40	0.879	11:04:54.508
7 -	58.350	42.406	1:40.756 (2)	77.89	0.239	11:06:35.264
8 -	58.341	42.176	1:40.517 (1)	78.07		11:08:15.781
9 -	1:00.042	43.245	1:43.287	75.98	2.770	11:09:59.068

International Sidecar Revival Meeting

GP Originals

RACE 2 - SECTOR ANALYSIS



SECTOR 1 = FL to I1, SECTOR 2 = I1 to FL, DIFF = Difference To Personal Best Lap, P = Crossed Finish Line in Pit Lane, D = Time Disallowed

P5 33 350cc Chris MOORE			Yamaha - JL Exhausts			
IDEAL LAP TIME : 1:42.404		BEST LAP TIME : 1:42.483		DIFFERENCE : 0.079		
LAP	SECTOR 1	SECTOR 2	LAP TIME	MPH	DIFF	TIME OF DAY
1 -		45.151	1:50.354	71.11	7.871	10:56:24.521
2 -	1:00.774	44.095	1:44.869	74.83	2.386	10:58:09.390
3 -	59.779	43.817	1:43.596	75.75	1.113	10:59:52.986
4 -	1:00.241	43.966	1:44.207	75.31	1.724	11:01:37.193
5 -	1:00.812	44.012	1:44.824	74.86	2.341	11:03:22.017
6 -	59.633	43.915	1:43.548	75.79	1.065	11:05:05.565
7 -	59.411	43.395	1:42.806 (2)	76.33	0.323	11:06:48.371
8 -	59.490	42.993	1:42.483 (1)	76.57		11:08:30.854
9 -	59.902	43.015	1:42.917 (3)	76.25	0.434	11:10:13.771

P6 25 350cc Glen ENGLISH			Yamaha - Steve Carthy Racing			
IDEAL LAP TIME : 1:43.423		BEST LAP TIME : 1:43.423		DIFFERENCE : 0.000		
LAP	SECTOR 1	SECTOR 2	LAP TIME	MPH	DIFF	TIME OF DAY
1 -		44.422	1:49.491	71.67	6.068	10:56:23.658
2 -	1:01.007	43.834	1:44.841	74.85	1.418	10:58:08.499
3 -	1:00.032	44.278	1:44.310	75.23	0.887	10:59:52.809
4 -	1:00.145	43.909	1:44.054 (3)	75.42	0.631	11:01:36.863
5 -	1:00.917	43.936	1:44.853	74.84	1.430	11:03:21.716
6 -	59.611	43.812	1:43.423 (1)	75.88		11:05:05.139
7 -	59.772	44.466	1:44.238	75.28	0.815	11:06:49.377
8 -	59.653	44.385	1:44.038 (2)	75.43	0.615	11:08:33.415
9 -	1:00.730	44.516	1:45.246	74.56	1.823	11:10:18.661

P7 23 250cc Gary VINES			Yamaha - Online lubricants			
IDEAL LAP TIME : 1:43.235		BEST LAP TIME : 1:43.235		DIFFERENCE : 0.000		
LAP	SECTOR 1	SECTOR 2	LAP TIME	MPH	DIFF	TIME OF DAY
1 -		44.947	1:51.734	70.23	8.499	10:56:25.901
2 -	1:01.074	44.761	1:45.835	74.15	2.600	10:58:11.736
3 -	1:00.535	43.533	1:44.068	75.41	0.833	10:59:55.804
4 -	1:00.101	43.714	1:43.815 (2)	75.59	0.580	11:01:39.619
5 -	1:00.753	43.925	1:44.678	74.97	1.443	11:03:24.297
6 -	1:00.440	43.979	1:44.419	75.15	1.184	11:05:08.716
7 -	1:00.650	43.373	1:44.023 (3)	75.44	0.788	11:06:52.739
8 -	1:00.259	43.873	1:44.132	75.36	0.897	11:08:36.871
9 -	59.890	43.345	1:43.235 (1)	76.02		11:10:20.106

P8 150 350cc Graham HIGLETT			Yamaha -			
IDEAL LAP TIME : 1:44.968		BEST LAP TIME : 1:45.378		DIFFERENCE : 0.410		
LAP	SECTOR 1	SECTOR 2	LAP TIME	MPH	DIFF	TIME OF DAY
1 -		45.308	1:53.458	69.17	8.080	10:56:27.625
2 -	1:00.944	44.434	1:45.378 (1)	74.47		10:58:13.003
3 -	1:01.234	44.436	1:45.670	74.26	0.292	10:59:58.673
4 -	1:01.587	44.533	1:46.120	73.95	0.742	11:01:44.793
5 -	1:01.124	44.472	1:45.596 (3)	74.32	0.218	11:03:30.389
6 -	1:01.587	44.163	1:45.750	74.21	0.372	11:05:16.139
7 -	1:01.139	44.573	1:45.712	74.24	0.334	11:07:01.851
8 -	1:01.424	44.024	1:45.448 (2)	74.42	0.070	11:08:47.299
9 -	1:01.552	44.209	1:45.761	74.20	0.383	11:10:33.060

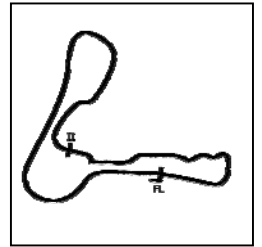
Weather / Track : Overcast / Dry

Cadwell Park
Circuit Length = 2.1800 miles
Start: 10:54 Flag 11:09 End: 11:11

International Sidecar Revival Meeting

GP Originals

RACE 2 - SECTOR ANALYSIS



SECTOR 1 = FL to I1, SECTOR 2 = I1 to FL, DIFF = Difference To Personal Best Lap, P = Crossed Finish Line in Pit Lane, D = Time Disallowed

P9 37 250cc Rich GRINLING			Yamaha -			
IDEAL LAP TIME : 1:44.527		BEST LAP TIME : 1:44.778		DIFFERENCE : 0.251		
LAP	SECTOR 1	SECTOR 2	LAP TIME	MPH	DIFF	TIME OF DAY
1 -		44.984	1:51.449	70.41	6.671	10:56:25.616
2 -	1:01.093	44.894	1:45.987	74.04	1.209	10:58:11.603
3 -	1:01.376	45.178	1:46.554	73.65	1.776	10:59:58.157
4 -	1:01.756	44.411	1:46.167	73.92	1.389	11:01:44.324
5 -	1:02.023	45.954	1:47.977	72.68	3.199	11:03:32.301
6 -	1:00.932	44.594	1:45.526 (3)	74.37	0.748	11:05:17.827
7 -	1:01.391	46.005	1:47.396	73.07	2.618	11:07:05.223
8 -	1:00.669	44.109	1:44.778 (1)	74.90		11:08:50.001
9 -	1:00.418	44.526	1:44.944 (2)	74.78	0.166	11:10:34.945

P10 50 350cc George THOMAS			Yamaha - Dunnel Manx			
IDEAL LAP TIME : 1:45.158		BEST LAP TIME : 1:45.398		DIFFERENCE : 0.240		
LAP	SECTOR 1	SECTOR 2	LAP TIME	MPH	DIFF	TIME OF DAY
1 -		44.985	1:53.769	68.98	8.371	10:56:27.936
2 -	1:01.747	45.191	1:46.938	73.38	1.540	10:58:14.874
3 -	1:02.077	44.466	1:46.543	73.66	1.145	11:00:01.417
4 -	1:01.403	44.517	1:45.920 (3)	74.09	0.522	11:01:47.337
5 -	1:01.095	44.547	1:45.642 (2)	74.28	0.244	11:03:32.979
6 -	1:00.692	44.706	1:45.398 (1)	74.46		11:05:18.377
7 -	1:00.964	45.749	1:46.713	73.54	1.315	11:07:05.090
8 -	1:01.679	45.504	1:47.183	73.22	1.785	11:08:52.273
9 -	1:01.510	45.214	1:46.724	73.53	1.326	11:10:38.997

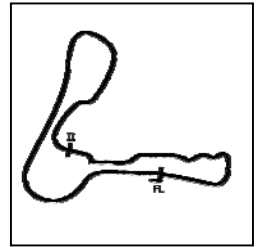
P11 59 350cc Jason BURRILL			Yamaha -			
IDEAL LAP TIME : 1:46.631		BEST LAP TIME : 1:46.631		DIFFERENCE : 0.000		
LAP	SECTOR 1	SECTOR 2	LAP TIME	MPH	DIFF	TIME OF DAY
1 -		45.355	1:53.084	69.39	6.453	10:56:27.251
2 -	1:02.180	45.579	1:47.759	72.82	1.128	10:58:15.010
3 -	1:02.860	44.826	1:47.686 (2)	72.87	1.055	11:00:02.696
4 -	1:01.884	44.747	1:46.631 (1)	73.60		11:01:49.327
5 -	1:02.414	45.545	1:47.959	72.69	1.328	11:03:37.286
6 -	1:02.938	45.474	1:48.412	72.39	1.781	11:05:25.698
7 -	1:02.645	45.083	1:47.728 (3)	72.85	1.097	11:07:13.426
8 -	1:04.913	45.194	1:50.107	71.27	3.476	11:09:03.533
9 -	1:03.484	45.772	1:49.256	71.83	2.625	11:10:52.789

P12 88 350cc Mark EDGE			Yamaha -			
IDEAL LAP TIME : 1:46.807		BEST LAP TIME : 1:46.976		DIFFERENCE : 0.169		
LAP	SECTOR 1	SECTOR 2	LAP TIME	MPH	DIFF	TIME OF DAY
1 -		46.496	1:58.780	66.07	11.804	10:56:32.947
2 -	1:03.772	46.757	1:50.529	71.00	3.553	10:58:23.476
3 -	1:02.367	44.978	1:47.345 (2)	73.11	0.369	11:00:10.821
4 -	1:02.903	45.775	1:48.678	72.21	1.702	11:01:59.499
5 -	1:01.829	45.147	1:46.976 (1)	73.36		11:03:46.475
6 -	1:01.886	47.003	1:48.889	72.07	1.913	11:05:35.364
7 -	1:03.583	45.434	1:49.017	71.98	2.041	11:07:24.381
8 -	1:02.961	45.441	1:48.402 (3)	72.39	1.426	11:09:12.783
9 -	1:04.549	45.761	1:50.310	71.14	3.334	11:11:03.093

International Sidecar Revival Meeting

GP Originals

RACE 2 - SECTOR ANALYSIS



SECTOR 1 = FL to I1, SECTOR 2 = I1 to FL, DIFF = Difference To Personal Best Lap, P = Crossed Finish Line in Pit Lane, D = Time Disallowed

P13 155 350cc Roy CHAPMAN			Yamaha - Self			
IDEAL LAP TIME : 1:48.539		BEST LAP TIME : 1:48.612		DIFFERENCE : 0.073		
LAP	SECTOR 1	SECTOR 2	LAP TIME	MPH	DIFF	TIME OF DAY
1 -		46.920	1:57.386	66.85	8.774	10:56:31.553
2 -	1:03.420	46.020	1:49.440	71.71	0.828	10:58:20.993
3 -	1:03.595	45.776	1:49.371	71.75	0.759	11:00:10.364
4 -	1:02.855	45.946	1:48.801 (3)	72.13	0.189	11:01:59.165
5 -	1:02.772	45.900	1:48.672 (2)	72.21	0.060	11:03:47.837
6 -	1:02.845	45.767	1:48.612 (1)	72.25		11:05:36.449
7 -	1:03.113	46.199	1:49.312	71.79	0.700	11:07:25.761
8 -	1:03.135	45.963	1:49.098	71.93	0.486	11:09:14.859
9 -	1:03.089	46.017	1:49.106	71.93	0.494	11:11:03.965

P14 19 350cc Mark HENRYS			Yamaha - www.northernlight-uk.com			
IDEAL LAP TIME : 1:50.444		BEST LAP TIME : 1:50.853		DIFFERENCE : 0.409		
LAP	SECTOR 1	SECTOR 2	LAP TIME	MPH	DIFF	TIME OF DAY
1 -		46.933	1:58.425	66.27	7.572	10:56:32.592
2 -	1:04.886	47.009	1:51.895	70.13	1.042	10:58:24.487
3 -	1:05.113	46.783	1:51.896	70.13	1.043	11:00:16.383
4 -	1:05.828	46.391	1:52.219	69.93	1.366	11:02:08.602
5 -	1:04.940	46.703	1:51.643 (3)	70.29	0.790	11:04:00.245
6 -	1:05.076	46.162	1:51.238 (2)	70.55	0.385	11:05:51.483
7 -	1:05.438	46.688	1:52.126	69.99	1.273	11:07:43.609
8 -	1:04.282	46.571	1:50.853 (1)	70.79		11:09:34.462

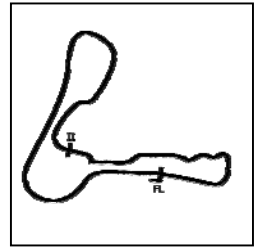
P15 5 350cc Steve BOAM			Yamaha -			
IDEAL LAP TIME : 1:50.905		BEST LAP TIME : 1:50.907		DIFFERENCE : 0.002		
LAP	SECTOR 1	SECTOR 2	LAP TIME	MPH	DIFF	TIME OF DAY
1 -		46.511	1:56.687	67.25	5.780	10:56:30.854
2 -	1:05.361	47.201	1:52.562	69.72	1.655	10:58:23.416
3 -	1:04.947	47.678	1:52.625	69.68	1.718	11:00:16.041
4 -	1:05.756	46.400	1:52.156	69.97	1.249	11:02:08.197
5 -	1:05.032	46.510	1:51.542 (3)	70.35	0.635	11:03:59.739
6 -	1:05.118	46.280	1:51.398 (2)	70.45	0.491	11:05:51.137
7 -	1:05.480	47.200	1:52.680	69.64	1.773	11:07:43.817
8 -	1:04.949	45.958	1:50.907 (1)	70.76		11:09:34.724

P16 6 350cc Derek SKINNER			Yamaha -			
IDEAL LAP TIME : 1:51.830		BEST LAP TIME : 1:51.941		DIFFERENCE : 0.111		
LAP	SECTOR 1	SECTOR 2	LAP TIME	MPH	DIFF	TIME OF DAY
1 -		49.321	2:04.865	62.85	12.924	10:56:39.032
2 -	1:07.120	49.299	1:56.419	67.41	4.478	10:58:35.451
3 -	1:05.398	48.784	1:54.182	68.73	2.241	11:00:29.633
4 -	1:05.516	48.388	1:53.904	68.90	1.963	11:02:23.537
5 -	1:04.944	48.406	1:53.350	69.23	1.409	11:04:16.887
6 -	1:04.709	48.174	1:52.883 (3)	69.52	0.942	11:06:09.770
7 -	1:04.381	47.560	1:51.941 (1)	70.10		11:08:01.711
8 -	1:05.183	47.449	1:52.632 (2)	69.67	0.691	11:09:54.343

International Sidecar Revival Meeting

GP Originals

RACE 2 - SECTOR ANALYSIS



SECTOR 1 = FL to I1, SECTOR 2 = I1 to FL, DIFF = Difference To Personal Best Lap, P = Crossed Finish Line in Pit Lane, D = Time Disallowed

P17 57 350cc Ewan HAMILTON		Yamaha -				
IDEAL LAP TIME : 1:53.564		BEST LAP TIME : 1:53.614		DIFFERENCE : 0.050		
LAP	SECTOR 1	SECTOR 2	LAP TIME	MPH	DIFF	TIME OF DAY
1 -		48.687	2:01.877	64.39	8.263	10:56:36.044
2 -	1:06.673	48.158	1:54.831	68.34	1.217	10:58:30.875
3 -	1:06.226	47.838	1:54.064	68.80	0.450	11:00:24.939
4 -	1:06.358	47.801	1:54.159	68.74	0.545	11:02:19.098
5 -	1:06.524	47.917	1:54.441	68.57	0.827	11:04:13.539
6 -	1:06.070	47.886	1:53.956 (3)	68.86	0.342	11:06:07.495
7 -	1:06.116	47.498	1:53.614 (1)	69.07		11:08:01.109
8 -	1:06.446	47.494	1:53.940 (2)	68.87	0.326	11:09:55.049

P18 34 250cc Dave GRIGSON		Juchem Yamaha -				
IDEAL LAP TIME : 1:52.877		BEST LAP TIME : 1:52.877		DIFFERENCE : 0.000		
LAP	SECTOR 1	SECTOR 2	LAP TIME	MPH	DIFF	TIME OF DAY
1 -		49.155	2:04.144	63.21	11.267	10:56:38.311
2 -	1:06.386	48.529	1:54.915	68.29	2.038	10:58:33.226
3 -	1:06.412	48.297	1:54.709	68.41	1.832	11:00:27.935
4 -	1:06.490	48.066	1:54.556	68.50	1.679	11:02:22.491
5 -	1:05.628	48.251	1:53.879	68.91	1.002	11:04:16.370
6 -	1:06.030	47.743	1:53.773 (3)	68.98	0.896	11:06:10.143
7 -	1:05.597	47.280	1:52.877 (1)	69.52		11:08:03.020
8 -	1:05.749	47.764	1:53.513 (2)	69.13	0.636	11:09:56.533

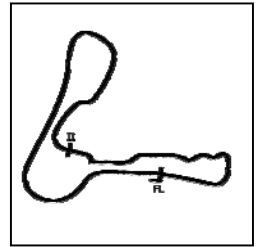
P19 48 350cc Craig RIDGELEY		Yamaha - CMR racing				
IDEAL LAP TIME : 1:51.317		BEST LAP TIME : 1:51.576		DIFFERENCE : 0.259		
LAP	SECTOR 1	SECTOR 2	LAP TIME	MPH	DIFF	TIME OF DAY
1 -		48.715	2:03.126	63.73	11.550	10:56:37.293
2 -	1:14.903	47.197	2:02.100	64.27	10.524	10:58:39.393
3 -	1:06.053	47.455	1:53.508	69.14	1.932	11:00:32.901
4 -	1:07.200	47.810	1:55.010	68.23	3.434	11:02:27.911
5 -	1:06.015	49.138	1:55.153	68.15	3.577	11:04:23.064
6 -	1:05.474	47.143	1:52.617 (3)	69.68	1.041	11:06:15.681
7 -	1:05.145	46.431	1:51.576 (1)	70.33		11:08:07.257
8 -	1:05.474	46.172	1:51.646 (2)	70.29	0.070	11:09:58.903

P20 114 250cc Andrew GREEN		Yamaha - RAFMSA				
IDEAL LAP TIME : 1:53.402		BEST LAP TIME : 1:54.222		DIFFERENCE : 0.820		
LAP	SECTOR 1	SECTOR 2	LAP TIME	MPH	DIFF	TIME OF DAY
1 -		48.476	2:02.745	63.93	8.523	10:56:36.912
2 -	1:08.751	48.411	1:57.162	66.98	2.940	10:58:34.074
3 -	1:07.432	48.723	1:56.155	67.56	1.933	11:00:30.229
4 -	1:05.167	49.055	1:54.222 (1)	68.70		11:02:24.451
5 -	1:06.395	48.428	1:54.823 (2)	68.34	0.601	11:04:19.274
6 -	1:07.348	48.671	1:56.019	67.64	1.797	11:06:15.293
7 -	1:06.913	48.264	1:55.177 (3)	68.13	0.955	11:08:10.470
8 -	1:07.358	48.235	1:55.593	67.89	1.371	11:10:06.063

International Sidecar Revival Meeting

GP Originals

RACE 2 - SECTOR ANALYSIS



SECTOR 1 = FL to I1, SECTOR 2 = I1 to FL, DIFF = Difference To Personal Best Lap, P = Crossed Finish Line in Pit Lane, D = Time Disallowed

P21 47 250cc John HANNAFORD			Yamaha -			
IDEAL LAP TIME : 1:53.763		BEST LAP TIME : 1:53.763		DIFFERENCE : 0.000		
LAP	SECTOR 1	SECTOR 2	LAP TIME	MPH	DIFF	TIME OF DAY
1 -		49.574	2:05.378	62.59	11.615	10:56:39.545
2 -	1:07.120	48.836	1:55.956	67.68	2.193	10:58:35.501
3 -	1:07.186	47.917	1:55.103 (3)	68.18	1.340	11:00:30.604
4 -	1:06.348	48.823	1:55.171	68.14	1.408	11:02:25.775
5 -	1:06.610	48.360	1:54.970 (2)	68.26	1.207	11:04:20.745
6 -	1:06.302	49.880	1:56.182	67.54	2.419	11:06:16.927
7 -	1:06.182	47.581	1:53.763 (1)	68.98		11:08:10.690
8 -	1:06.600	49.447	1:56.047	67.62	2.284	11:10:06.737

P22 14 250cc Alan BURMAN			Yamaha -			
IDEAL LAP TIME : 2:01.783		BEST LAP TIME : 2:01.783		DIFFERENCE : 0.000		
LAP	SECTOR 1	SECTOR 2	LAP TIME	MPH	DIFF	TIME OF DAY
1 -		51.932	2:14.507	58.34	12.724	10:56:48.674
2 -	1:13.409	52.627	2:06.036	62.26	4.253	10:58:54.710
3 -	1:12.751	51.385	2:04.136	63.22	2.353	11:00:58.846
4 -	1:12.257	50.759	2:03.016 (3)	63.79	1.233	11:03:01.862
5 -	1:11.968	51.331	2:03.299	63.65	1.516	11:05:05.161
6 -	1:11.648	51.047	2:02.695 (2)	63.96	0.912	11:07:07.856
7 -	1:12.258	50.784	2:03.042	63.78	1.259	11:09:10.898
8 -	1:11.296	50.487	2:01.783 (1)	64.44		11:11:12.681

P23 99 350cc Kenny HILL			Yamaha -			
IDEAL LAP TIME : 2:08.404		BEST LAP TIME : 2:08.404		DIFFERENCE : 0.000		
LAP	SECTOR 1	SECTOR 2	LAP TIME	MPH	DIFF	TIME OF DAY
1 -		57.118	2:29.650	52.44	21.246	10:57:03.817
2 -	1:17.119	55.674	2:12.793	59.10	4.389	10:59:16.610
3 -	1:17.366	55.256	2:12.622	59.17	4.218	11:01:29.232
4 -	1:14.297	54.107	2:08.404 (1)	61.12		11:03:37.636
5 -	1:14.876	54.263	2:09.139 (2)	60.77	0.735	11:05:46.775
6 -	1:17.639	54.346	2:11.985 (3)	59.46	3.581	11:07:58.760
7 -	1:17.936	54.960	2:12.896	59.05	4.492	11:10:11.656

P24 3 350cc Nick BEDFORD			Yamaha - Banx Race Paint			
IDEAL LAP TIME : 1:50.760		BEST LAP TIME : 1:51.485		DIFFERENCE : 0.725		
LAP	SECTOR 1	SECTOR 2	LAP TIME	MPH	DIFF	TIME OF DAY
1 -		47.012	1:57.933	66.54	6.448	10:56:32.100
2 -	1:04.137	47.593	1:51.730	70.24	0.245	10:58:23.830
3 -	1:04.834	47.116	1:51.950	70.10	0.465	11:00:15.780
4 -	1:04.972	46.669	1:51.641 (2)	70.29	0.156	11:02:07.421
5 -	1:04.891	46.988	1:51.879	70.14	0.394	11:03:59.300
6 -	1:04.862	46.623	1:51.485 (1)	70.39		11:05:50.785
7 -	1:05.020	46.635	1:51.655 (3)	70.28	0.170	11:07:42.440

P25 173 350cc Ian WALTON			Yamaha -			
IDEAL LAP TIME : 1:55.958		BEST LAP TIME : 1:56.549		DIFFERENCE : 0.591		
LAP	SECTOR 1	SECTOR 2	LAP TIME	MPH	DIFF	TIME OF DAY
1 -		49.295	2:03.022	63.79	6.473	10:56:37.189
2 -	1:08.133	49.023	1:57.156	66.98	0.607	10:58:34.345
3 -	1:08.635	48.165	1:56.800 (2)	67.19	0.251	11:00:31.145
4 -	1:08.068	48.481	1:56.549 (1)	67.33		11:02:27.694
5 -	1:07.793	49.128	1:56.921 (3)	67.12	0.372	11:04:24.615

Weather / Track : Overcast / Dry

Cadwell Park
Circuit Length = 2.1800 miles
Start: 10:54 Flag 11:09 End: 11:11

International Sidecar Revival Meeting

GP Originals

RACE 2 - BEST SECTORS

SECTOR 1			SECTOR 2			IDEAL / BEST COMPARISON						
POS	NO	NAME	TIME	NO	NAME	TIME	POS	NO	NAME	IDEAL	BEST	DIFF
									PERFECT LAP	1:37.733		
1	75	HART	56.578	24	ATKINSON	41.155	1	24	ATKINSON	1:37.836	1:38.105	0.269
2	24	ATKINSON	56.681	75	HART	41.505	2	75	HART	1:38.083	1:38.339	0.256
3	550	JACKSON	58.341	550	JACKSON	42.176	3	550	JACKSON	1:40.517	1:40.517	0.000
4	157	SMITH	58.534	157	SMITH	42.679	4	157	SMITH	1:41.213	1:41.335	0.122
5	33	MOORE	59.411	33	MOORE	42.993	5	33	MOORE	1:42.404	1:42.483	0.079
6	25	ENGLISH	59.611	23	VINES	43.345	6	23	VINES	1:43.235	1:43.235	0.000
7	23	VINES	59.890	25	ENGLISH	43.812	7	25	ENGLISH	1:43.423	1:43.423	0.000
8	37	GRINLING	1:00.418	150	HIGLETT	44.024	8	37	GRINLING	1:44.527	1:44.778	0.251
9	50	THOMAS	1:00.692	37	GRINLING	44.109	9	150	HIGLETT	1:44.968	1:45.378	0.410
10	150	HIGLETT	1:00.944	50	THOMAS	44.466	10	50	THOMAS	1:45.158	1:45.398	0.240
11	88	EDGE	1:01.829	59	BURRILL	44.747	11	59	BURRILL	1:46.631	1:46.631	0.000
12	59	BURRILL	1:01.884	88	EDGE	44.978	12	88	EDGE	1:46.807	1:46.976	0.169
13	155	CHAPMAN	1:02.772	155	CHAPMAN	45.767	13	155	CHAPMAN	1:48.539	1:48.612	0.073
14	3	BEDFORD	1:04.137	5	BOAM	45.958	14	19	HENRY	1:50.444	1:50.853	0.409
15	19	HENRY	1:04.282	19	HENRY	46.162	15	3	BEDFORD	1:50.760	1:51.485	0.725
16	6	SKINNER	1:04.381	48	RIDGELEY	46.172	16	5	BOAM	1:50.905	1:50.907	0.002
17	5	BOAM	1:04.947	3	BEDFORD	46.623	17	48	RIDGELEY	1:51.317	1:51.576	0.259
18	48	RIDGELEY	1:05.145	34	GRIGSON	47.280	18	6	SKINNER	1:51.830	1:51.941	0.111
19	114	GREEN	1:05.167	6	SKINNER	47.449	19	34	GRIGSON	1:52.877	1:52.877	0.000
20	34	GRIGSON	1:05.597	57	HAMILTON	47.494	20	114	GREEN	1:53.402	1:54.222	0.820
21	57	HAMILTON	1:06.070	47	HANNAFORD	47.581	21	57	HAMILTON	1:53.564	1:53.614	0.050
22	47	HANNAFORD	1:06.182	173	WALTON	48.165	22	47	HANNAFORD	1:53.763	1:53.763	0.000
23	173	WALTON	1:07.793	114	GREEN	48.235	23	173	WALTON	1:55.958	1:56.549	0.591
24	14	BURMAN	1:11.296	14	BURMAN	50.487	24	14	BURMAN	2:01.783	2:01.783	0.000
25	99	HILL	1:14.297	99	HILL	54.107	25	99	HILL	2:08.404	2:08.404	0.000
26												
27												

Weather / Track : Overcast / Dry

Results can be found at www.tsl-timing.com

Cadwell Park
 Circuit Length = 2.1800 miles
 Start: 10:54 Flag 11:09 End: 11:11

Printed - 11:12 Sunday, 23 June 2019

International Sidecar Revival Meeting

GP Originals

RACE 9 - CLASSIFICATION



POS	NO	CL	PIC NAME	ENTRY	LAPS	TIME	GAP	DIFF	MPH	BEST	ON
1	24	350cc	1 Phil ATKINSON	Yamaha - Rose mot Centre.	9	15:03.943			78.13	1:37.875	3
2	75	350cc	2 Ant HART	Harris Yamaha - BE Event Hire	9	15:16.450	12.507	12.507	77.07	1:40.284	7
3	157	350cc	3 Mike SMITH	Yamaha - Smiffs Garage	9	15:24.653	20.710	8.203	76.38	1:41.001	6
4	33	350cc	4 Chris MOORE	Yamaha - JL Exhausts	9	15:50.741	46.798	26.088	74.29	1:44.048	6
5	88	350cc	5 Mark EDGE	Yamaha -	9	15:54.752	50.809	4.011	73.98	1:45.004	6
6	23	250cc	1 Gary VINES	Yamaha - Online lubricants	9	15:55.334	51.391	0.582	73.93	1:44.738	4
7	37	250cc	2 Rich GRINLING	Yamaha -	9	15:55.475	51.532	0.141	73.92	1:44.900	8
8	50	350cc	6 George THOMAS	Yamaha - Dunnel Manx	9	16:15.973	1:12.030	20.498	72.37	1:46.852	5
9	59	350cc	7 Jason BURRILL	Yamaha -	9	16:31.887	1:27.944	15.914	71.21	1:47.165	2
10	77	350cc	8 James WILMOT	Yamaha -	9	16:39.530	1:35.587	7.643	70.66	1:48.632	8
11	3	350cc	9 Nick BEDFORD	Yamaha - Banx Race Paint	9	16:39.729	1:35.786	0.199	70.65	1:49.283	6
12	155	350cc	10 Roy CHAPMAN	Yamaha - Self	9	16:41.670	1:37.727	1.941	70.51	1:49.351	7
13	34	250cc	3 Dave GRIGSON	Juchem Yamaha -	8	15:12.998	1 Lap	1 Lap	68.76	1:52.797	8
14	48	350cc	11 Craig RIDGELEY	Yamaha - CMR racing	8	15:18.339	1 Lap	5.341	68.36	1:51.967	6
15	47	250cc	4 John HANNAFORD	Yamaha -	8	15:27.430	1 Lap	9.091	67.69	1:53.200	8
16	114	250cc	5 Andrew GREEN	Yamaha - RAFMSA	8	15:28.487	1 Lap	1.057	67.62	1:54.515	8
17	36	350cc	12 Keith MILLEN	Yamaha - p&s racing	8	15:34.025	1 Lap	5.538	67.21	1:53.639	8
18	6	350cc	13 Derek SKINNER	Yamaha -	8	15:36.562	1 Lap	2.537	67.03	1:54.349	6
19	14	250cc	6 Alan BURMAN	Yamaha -	8	16:08.477	1 Lap	31.915	64.82	1:57.711	7

NOT CLASSIFIED

DNF	19	350cc	Mark HENRYS	Yamaha - www.northernlight-uk.com	5	9:24.182	4 Laps	3 Laps	69.55	1:50.421	4
DNF	150	350cc	Graham HIGLETT	Yamaha -	2	3:38.739	7 Laps	3 Laps	71.75	1:45.354	2
DNF	99	350cc	Kenny HILL	Yamaha -	2	4:34.808	7 Laps	56.069	57.11	2:13.215	2
DNF	25	350cc	Glen ENGLISH	Yamaha - Steve Carthy Racing	1	1:50.206	8 Laps	1 Lap	71.21		
DNF	57	350cc	Ewan HAMILTON	Yamaha -	1	2:05.183	8 Laps	14.977	62.69		
DNF	550	350cc	Daniel JACKSON	Yamaha - Team Sigie racing	0						

FASTEST LAP

24	350cc	Phil ATKINSON	Yamaha - Rose mot Centre.	3	1:37.875	80.18 mph	129.04 kph
23	250cc	Gary VINES	Yamaha - Online lubricants	4	1:44.738	74.93 mph	120.58 kph

Class 350cc - 92.5% of Race Speed = 72.27 mph

Class 250cc - 92.5% of Race Speed = 68.38 mph

Cadwell Park

Circuit Length = 2.1800 miles

Start: 15:03 Flag 15:18 End: 15:20

Weather / Track : Bright / Dry

These results are provisional until the conclusion of any judicial and technical matters.

Clerk Of Course :	Steward :	Timekeeper :

Results can be found at www.tsl-timing.com

Printed - 15:20 Sunday, 23 June 2019



International Sidecar Revival Meeting

GP Originals

RACE 9 - LAP CHART

LAP 1 @ 15:05:21.760

NO	BEHIND	LAP TIME
75		1:45.107
24	0.147	1:45.254
157	2.966	1:48.073
25	5.099	1:50.206
88	5.628	1:50.735
33	6.281	1:51.388
37	6.718	1:51.825
23	6.934	1:52.041
59	7.687	1:52.794
150	8.278	1:53.385
50	9.067	1:54.174
3	12.559	1:57.666
155	13.441	1:58.548
19	14.204	1:59.311
34	14.458	1:59.565
77	15.116	2:00.223
48	15.964	2:01.071
47	18.368	2:03.475
114	18.786	2:03.893
36	19.509	2:04.616
57	20.076	2:05.183
6	21.280	2:06.387
14	25.305	2:10.412
99	36.486	2:21.593

LAP 2 @ 15:07:02.263

NO	BEHIND	LAP TIME
75		1:40.503
24	0.088	1:40.444
157	3.980	1:41.517
88	11.304	1:46.179
33	11.561	1:45.783
37	12.121	1:45.906
23	12.454	1:46.023
150	13.129	1:45.354
59	14.349	1:47.165
50	15.670	1:47.106
3	22.163	1:50.107
155	24.500	1:51.562
19	25.164	1:51.463
77	26.338	1:51.725
34	27.127	1:53.172
48	28.893	1:53.432
114	32.932	1:54.649
47	33.262	1:55.397
36	35.398	1:56.392
6	38.779	1:58.002
14	47.262	2:02.460
99	1:09.198	2:13.215

LAP 3 @ 15:08:40.226

NO	BEHIND	LAP TIME
24		1:37.875
75	4.443	1:42.406
157	8.739	1:42.722
33	18.857	1:45.259
88	19.680	1:46.339
37	20.363	1:46.205
23	20.465	1:45.974
50	25.266	1:47.559
59	25.631	1:49.245

3	35.364	1:51.164
155	38.245	1:51.708
19	38.853	1:51.652
77	39.175	1:50.800
34	42.428	1:53.264
48	44.975	1:54.045
114	49.563	1:54.594
47	50.534	1:55.235
36	53.545	1:56.110
6	57.279	1:56.463
14	1:11.201	2:01.902

LAP 4 @ 15:10:19.999

NO	BEHIND	LAP TIME
24		1:39.773
75	5.681	1:41.011
157	10.455	1:41.489
33	23.888	1:44.804
88	25.090	1:45.183
23	25.430	1:44.738
37	26.607	1:46.017
50	32.926	1:47.433
59	35.926	1:50.068
3	46.316	1:50.725
19	49.501	1:50.421
155	49.957	1:51.485
77	50.820	1:51.418
34	55.793	1:53.138
48	1:00.154	1:54.952
114	1:05.051	1:55.261
47	1:05.313	1:54.552
36	1:08.838	1:55.066
6	1:13.814	1:56.308
14	1:31.917	2:00.489

LAP 5 @ 15:11:59.207

NO	BEHIND	LAP TIME
24		1:39.208
75	7.857	1:41.384
157	12.631	1:41.384
33	28.993	1:44.313
88	31.423	1:45.541
23	31.910	1:45.688
37	32.798	1:45.399
50	40.570	1:46.852
59	46.830	1:50.112
3	57.899	1:50.791
155	1:00.187	1:49.438
77	1:01.522	1:49.910
19	1:01.628	1:51.335
34	1:09.879	1:53.294
48	1:17.997	1:57.051
114	1:21.300	1:55.457
47	1:24.100	1:57.995
36	1:27.051	1:57.421
6	1:30.516	1:55.910

LAP 6 @ 15:13:39.033

NO	BEHIND	LAP TIME
24		1:39.826
75	10.056	1:42.025
14	1 Lap	1:59.282
157	13.806	1:41.001

33	33.215	1:44.048
88	36.601	1:45.004
23	36.845	1:44.761
37	37.914	1:44.942
50	48.656	1:47.912
59	57.626	1:50.622
3	1:07.356	1:49.283
155	1:09.890	1:49.529
77	1:10.959	1:49.263
34	1:23.798	1:53.745
48	1:30.138	1:51.967
114	1:37.027	1:55.553
47	1:38.520	1:54.246

LAP 7 @ 15:15:20.031

NO	BEHIND	LAP TIME
24		1:40.998
36	1 Lap	1:56.389
6	1 Lap	1:54.349
75	9.342	1:40.284
157	14.504	1:41.696
14	1 Lap	1:58.069
33	37.143	1:44.926
88	40.914	1:45.311
23	41.378	1:45.531
37	41.841	1:44.925
50	55.499	1:47.841
59	1:06.610	1:49.982
3	1:15.773	1:49.415
155	1:18.243	1:49.351
77	1:18.778	1:48.817
34	1:36.823	1:54.023

LAP 8 @ 15:17:00.620

NO	BEHIND	LAP TIME
24		1:40.589
48	1 Lap	1:53.527
114	1 Lap	1:54.565
75	10.166	1:41.413
47	1 Lap	1:53.330
36	1 Lap	1:54.392
157	16.728	1:42.813
6	1 Lap	1:54.555
33	40.754	1:44.200
88	45.471	1:45.146
23	45.862	1:45.073
37	46.152	1:44.900
14	1 Lap	1:57.711
50	1:03.510	1:48.600
59	1:17.349	1:51.328
3	1:25.898	1:50.714
77	1:26.821	1:48.632
155	1:27.381	1:49.727

LAP 9 @ 15:18:40.596

NO	BEHIND	LAP TIME
24		1:39.976
34	1 Lap	1:52.797
75	12.507	1:42.317
48	1 Lap	1:52.294
157	20.710	1:43.958
47	1 Lap	1:53.200
114	1 Lap	1:54.515

36	1 Lap	1:53.639
6	1 Lap	1:54.588
33	46.798	1:46.020
88	50.809	1:45.314
23	51.391	1:45.505
37	51.532	1:45.356
14	1 Lap	1:58.152
50	1:12.030	1:48.496
59	1:27.944	1:50.571
77	1:35.587	1:48.742
3	1:35.786	1:49.864
155	1:37.727	1:50.322

Weather / Track : Bright / Dry

Results can be found at www.tsl-timing.com

Cadwell Park

Circuit Length = 2.1800 miles

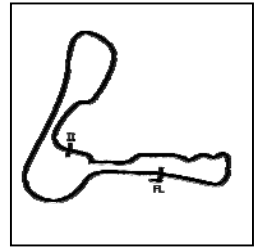
Start: 15:03 Flag 15:18 End: 15:20

Printed - 15:21 Sunday, 23 June 2019

International Sidecar Revival Meeting

GP Originals

RACE 9 - SECTOR ANALYSIS



SECTOR 1 = FL to I1, SECTOR 2 = I1 to FL, DIFF = Difference To Personal Best Lap, P = Crossed Finish Line in Pit Lane, D = Time Disallowed

P1 24 350cc Phil ATKINSON		Yamaha - Rose mot Centre.				
IDEAL LAP TIME : 1:37.875		BEST LAP TIME : 1:37.875		DIFFERENCE : 0.000		
LAP	SECTOR 1	SECTOR 2	LAP TIME	MPH	DIFF	TIME OF DAY
1 -		42.670	1:45.254	74.56	7.379	15:05:21.907
2 -	57.973	42.471	1:40.444	78.13	2.569	15:07:02.351
3 -	57.047	40.828	1:37.875 (1)	80.18		15:08:40.226
4 -	57.926	41.847	1:39.773 (3)	78.65	1.898	15:10:19.999
5 -	57.439	41.769	1:39.208 (2)	79.10	1.333	15:11:59.207
6 -	57.958	41.868	1:39.826	78.61	1.951	15:13:39.033
7 -	58.424	42.574	1:40.998	77.70	3.123	15:15:20.031
8 -	57.924	42.665	1:40.589	78.02	2.714	15:17:00.620
9 -	57.774	42.202	1:39.976	78.49	2.101	15:18:40.596

P2 75 350cc Ant HART		Harris Yamaha - BE Event Hire				
IDEAL LAP TIME : 1:40.264		BEST LAP TIME : 1:40.284		DIFFERENCE : 0.020		
LAP	SECTOR 1	SECTOR 2	LAP TIME	MPH	DIFF	TIME OF DAY
1 -		42.807	1:45.107	74.66	4.823	15:05:21.760
2 -	57.880	42.623	1:40.503 (2)	78.08	0.219	15:07:02.263
3 -	58.503	43.903	1:42.406	76.63	2.122	15:08:44.669
4 -	58.444	42.567	1:41.011 (3)	77.69	0.727	15:10:25.680
5 -	58.133	43.251	1:41.384	77.40	1.100	15:12:07.064
6 -	58.680	43.345	1:42.025	76.92	1.741	15:13:49.089
7 -	57.900	42.384	1:40.284 (1)	78.25		15:15:29.373
8 -	58.508	42.905	1:41.413	77.38	1.129	15:17:10.786
9 -	58.671	43.646	1:42.317	76.70	2.033	15:18:53.103

P3 157 350cc Mike SMITH		Yamaha - Smiffs Garage				
IDEAL LAP TIME : 1:41.001		BEST LAP TIME : 1:41.001		DIFFERENCE : 0.000		
LAP	SECTOR 1	SECTOR 2	LAP TIME	MPH	DIFF	TIME OF DAY
1 -		43.646	1:48.073	72.61	7.072	15:05:24.726
2 -	58.905	42.612	1:41.517	77.30	0.516	15:07:06.243
3 -	59.841	42.881	1:42.722	76.40	1.721	15:08:48.965
4 -	58.856	42.633	1:41.489 (3)	77.32	0.488	15:10:30.454
5 -	58.844	42.540	1:41.384 (2)	77.40	0.383	15:12:11.838
6 -	58.564	42.437	1:41.001 (1)	77.70		15:13:52.839
7 -	59.111	42.585	1:41.696	77.17	0.695	15:15:34.535
8 -	58.971	43.842	1:42.813	76.33	1.812	15:17:17.348
9 -	59.474	44.484	1:43.958	75.49	2.957	15:19:01.306

P4 33 350cc Chris MOORE		Yamaha - JL Exhausts				
IDEAL LAP TIME : 1:43.967		BEST LAP TIME : 1:44.048		DIFFERENCE : 0.081		
LAP	SECTOR 1	SECTOR 2	LAP TIME	MPH	DIFF	TIME OF DAY
1 -		44.636	1:51.388	70.45	7.340	15:05:28.041
2 -	1:00.877	44.906	1:45.783	74.19	1.735	15:07:13.824
3 -	1:01.091	44.168	1:45.259	74.55	1.211	15:08:59.083
4 -	1:00.557	44.247	1:44.804	74.88	0.756	15:10:43.887
5 -	1:00.374	43.939	1:44.313 (3)	75.23	0.265	15:12:28.200
6 -	1:00.171	43.877	1:44.048 (1)	75.42		15:14:12.248
7 -	1:00.501	44.425	1:44.926	74.79	0.878	15:15:57.174
8 -	1:00.404	43.796	1:44.200 (2)	75.31	0.152	15:17:41.374
9 -	1:00.881	45.139	1:46.020	74.02	1.972	15:19:27.394

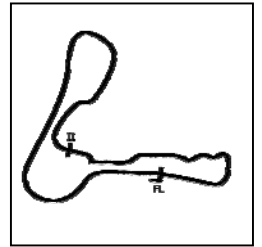
Weather / Track : Bright / Dry

Cadwell Park
Circuit Length = 2.1800 miles
Start: 15:03 Flag 15:18 End: 15:20

International Sidecar Revival Meeting

GP Originals

RACE 9 - SECTOR ANALYSIS



SECTOR 1 = FL to I1, SECTOR 2 = I1 to FL, DIFF = Difference To Personal Best Lap, P = Crossed Finish Line in Pit Lane, D = Time Disallowed

P5 88 350cc Mark EDGE			Yamaha -			
IDEAL LAP TIME : 1:44.837		BEST LAP TIME : 1:45.004		DIFFERENCE : 0.167		
LAP	SECTOR 1	SECTOR 2	LAP TIME	MPH	DIFF	TIME OF DAY
1 -		44.667	1:50.735	70.87	5.731	15:05:27.388
2 -	1:01.163	45.016	1:46.179	73.91	1.175	15:07:13.567
3 -	1:01.259	45.080	1:46.339	73.80	1.335	15:08:59.906
4 -	1:00.741	44.442	1:45.183 (3)	74.61	0.179	15:10:45.089
5 -	1:01.049	44.492	1:45.541	74.36	0.537	15:12:30.630
6 -	1:00.422	44.582	1:45.004 (1)	74.74		15:14:15.634
7 -	1:00.896	44.415	1:45.311	74.52	0.307	15:16:00.945
8 -	1:00.454	44.692	1:45.146 (2)	74.63	0.142	15:17:46.091
9 -	1:00.503	44.811	1:45.314	74.52	0.310	15:19:31.405

P6 23 250cc Gary VINES			Yamaha - Online lubricants			
IDEAL LAP TIME : 1:44.616		BEST LAP TIME : 1:44.738		DIFFERENCE : 0.122		
LAP	SECTOR 1	SECTOR 2	LAP TIME	MPH	DIFF	TIME OF DAY
1 -		45.048	1:52.041	70.04	7.303	15:05:28.694
2 -	1:00.971	45.052	1:46.023	74.02	1.285	15:07:14.717
3 -	1:01.073	44.901	1:45.974	74.05	1.236	15:09:00.691
4 -	1:00.376	44.362	1:44.738 (1)	74.93		15:10:45.429
5 -	1:01.137	44.551	1:45.688	74.25	0.950	15:12:31.117
6 -	1:00.378	44.383	1:44.761 (2)	74.91	0.023	15:14:15.878
7 -	1:00.945	44.586	1:45.531	74.36	0.793	15:16:01.409
8 -	1:00.254	44.819	1:45.073 (3)	74.69	0.335	15:17:46.482
9 -	1:00.497	45.008	1:45.505	74.38	0.767	15:19:31.987

P7 37 250cc Rich GRINLING			Yamaha -			
IDEAL LAP TIME : 1:44.292		BEST LAP TIME : 1:44.900		DIFFERENCE : 0.608		
LAP	SECTOR 1	SECTOR 2	LAP TIME	MPH	DIFF	TIME OF DAY
1 -		45.277	1:51.825	70.18	6.925	15:05:28.478
2 -	1:00.965	44.941	1:45.906	74.10	1.006	15:07:14.384
3 -	1:01.137	45.068	1:46.205	73.89	1.305	15:09:00.589
4 -	1:01.381	44.636	1:46.017	74.02	1.117	15:10:46.606
5 -	1:00.969	44.430	1:45.399	74.46	0.499	15:12:32.005
6 -	1:01.021	43.921	1:44.942 (3)	74.78	0.042	15:14:16.947
7 -	1:00.693	44.232	1:44.925 (2)	74.79	0.025	15:16:01.872
8 -	1:00.371	44.529	1:44.900 (1)	74.81		15:17:46.772
9 -	1:00.862	44.494	1:45.356	74.49	0.456	15:19:32.128

P8 50 350cc George THOMAS			Yamaha - Dunnel Manx			
IDEAL LAP TIME : 1:46.731		BEST LAP TIME : 1:46.852		DIFFERENCE : 0.121		
LAP	SECTOR 1	SECTOR 2	LAP TIME	MPH	DIFF	TIME OF DAY
1 -		45.448	1:54.174	68.73	7.322	15:05:30.827
2 -	1:01.748	45.358	1:47.106 (2)	73.27	0.254	15:07:17.933
3 -	1:02.035	45.524	1:47.559	72.96	0.707	15:09:05.492
4 -	1:02.402	45.031	1:47.433 (3)	73.05	0.581	15:10:52.925
5 -	1:01.869	44.983	1:46.852 (1)	73.44		15:12:39.777
6 -	1:02.342	45.570	1:47.912	72.72	1.060	15:14:27.689
7 -	1:02.518	45.323	1:47.841	72.77	0.989	15:16:15.530
8 -	1:02.441	46.159	1:48.600	72.26	1.748	15:18:04.130
9 -	1:02.998	45.498	1:48.496	72.33	1.644	15:19:52.626

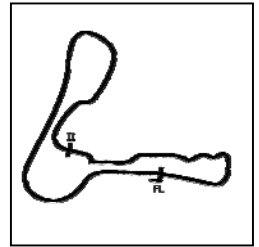
Weather / Track : Bright / Dry

Cadwell Park
Circuit Length = 2.1800 miles
Start: 15:03 Flag 15:18 End: 15:20

International Sidecar Revival Meeting

GP Originals

RACE 9 - SECTOR ANALYSIS



SECTOR 1 = FL to I1, SECTOR 2 = I1 to FL, DIFF = Difference To Personal Best Lap, P = Crossed Finish Line in Pit Lane, D = Time Disallowed

P9 59 350cc Jason BURRILL		Yamaha -				
IDEAL LAP TIME : 1:47.165		BEST LAP TIME : 1:47.165		DIFFERENCE : 0.000		
LAP	SECTOR 1	SECTOR 2	LAP TIME	MPH	DIFF	TIME OF DAY
1 -		45.261	1:52.794	69.57	5.629	15:05:29.447
2 -	1:02.158	45.007	1:47.165 (1)	73.23		15:07:16.612
3 -	1:02.938	46.307	1:49.245 (2)	71.83	2.080	15:09:05.857
4 -	1:03.804	46.264	1:50.068	71.30	2.903	15:10:55.925
5 -	1:04.155	45.957	1:50.112	71.27	2.947	15:12:46.037
6 -	1:04.347	46.275	1:50.622	70.94	3.457	15:14:36.659
7 -	1:04.147	45.835	1:49.982 (3)	71.35	2.817	15:16:26.641
8 -	1:04.717	46.611	1:51.328	70.49	4.163	15:18:17.969
9 -	1:04.370	46.201	1:50.571	70.97	3.406	15:20:08.540

P10 77 350cc James WILMOT		Yamaha -				
IDEAL LAP TIME : 1:47.873		BEST LAP TIME : 1:48.632		DIFFERENCE : 0.759		
LAP	SECTOR 1	SECTOR 2	LAP TIME	MPH	DIFF	TIME OF DAY
1 -		47.757	2:00.223	65.27	11.591	15:05:36.876
2 -	1:05.073	46.652	1:51.725	70.24	3.093	15:07:28.601
3 -	1:03.863	46.937	1:50.800	70.83	2.168	15:09:19.401
4 -	1:04.095	47.323	1:51.418	70.43	2.786	15:11:10.819
5 -	1:03.384	46.526	1:49.910	71.40	1.278	15:13:00.729
6 -	1:03.908	45.355	1:49.263	71.82	0.631	15:14:49.992
7 -	1:02.518	46.299	1:48.817 (3)	72.12	0.185	15:16:38.809
8 -	1:03.069	45.563	1:48.632 (1)	72.24		15:18:27.441
9 -	1:02.967	45.775	1:48.742 (2)	72.17	0.110	15:20:16.183

P11 3 350cc Nick BEDFORD		Yamaha - Banx Race Paint				
IDEAL LAP TIME : 1:48.955		BEST LAP TIME : 1:49.283		DIFFERENCE : 0.328		
LAP	SECTOR 1	SECTOR 2	LAP TIME	MPH	DIFF	TIME OF DAY
1 -		47.134	1:57.666	66.69	8.383	15:05:34.319
2 -	1:04.013	46.094	1:50.107	71.27	0.824	15:07:24.426
3 -	1:04.353	46.811	1:51.164	70.59	1.881	15:09:15.590
4 -	1:04.096	46.629	1:50.725	70.87	1.442	15:11:06.315
5 -	1:04.184	46.607	1:50.791	70.83	1.508	15:12:57.106
6 -	1:03.333	45.950	1:49.283 (1)	71.81		15:14:46.389
7 -	1:03.433	45.982	1:49.415 (2)	71.72	0.132	15:16:35.804
8 -	1:05.092	45.622	1:50.714	70.88	1.431	15:18:26.518
9 -	1:03.430	46.434	1:49.864 (3)	71.43	0.581	15:20:16.382

P12 155 350cc Roy CHAPMAN		Yamaha - Self				
IDEAL LAP TIME : 1:48.844		BEST LAP TIME : 1:49.351		DIFFERENCE : 0.507		
LAP	SECTOR 1	SECTOR 2	LAP TIME	MPH	DIFF	TIME OF DAY
1 -		48.155	1:58.548	66.20	9.197	15:05:35.201
2 -	1:04.487	47.075	1:51.562	70.34	2.211	15:07:26.763
3 -	1:04.268	47.440	1:51.708	70.25	2.357	15:09:18.471
4 -	1:03.944	47.541	1:51.485	70.39	2.134	15:11:09.956
5 -	1:03.506	45.932	1:49.438 (2)	71.71	0.087	15:12:59.394
6 -	1:03.342	46.187	1:49.529 (3)	71.65	0.178	15:14:48.923
7 -	1:02.912	46.439	1:49.351 (1)	71.76		15:16:38.274
8 -	1:03.364	46.363	1:49.727	71.52	0.376	15:18:28.001
9 -	1:03.344	46.978	1:50.322	71.13	0.971	15:20:18.323

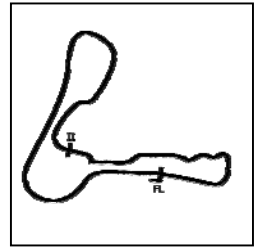
Weather / Track : Bright / Dry

Cadwell Park
Circuit Length = 2.1800 miles
Start: 15:03 Flag 15:18 End: 15:20

International Sidecar Revival Meeting

GP Originals

RACE 9 - SECTOR ANALYSIS



SECTOR 1 = FL to I1, SECTOR 2 = I1 to FL, DIFF = Difference To Personal Best Lap, P = Crossed Finish Line in Pit Lane, D = Time Disallowed

P13 34 250cc Dave GRIGSON			Juchem Yamaha -			
IDEAL LAP TIME : 1:52.519		BEST LAP TIME : 1:52.797	DIFFERENCE : 0.278			
LAP	SECTOR 1	SECTOR 2	LAP TIME	MPH	DIFF	TIME OF DAY
1 -		47.586	1:59.565	65.63	6.768	15:05:36.218
2 -	1:05.041	48.131	1:53.172 (3)	69.34	0.375	15:07:29.390
3 -	1:05.705	47.559	1:53.264	69.29	0.467	15:09:22.654
4 -	1:05.257	47.881	1:53.138 (2)	69.36	0.341	15:11:15.792
5 -	1:05.401	47.893	1:53.294	69.27	0.497	15:13:09.086
6 -	1:05.759	47.986	1:53.745	68.99	0.948	15:15:02.831
7 -	1:06.101	47.922	1:54.023	68.82	1.226	15:16:56.854
8 -	1:05.319	47.478	1:52.797 (1)	69.57		15:18:49.651

P14 48 350cc Craig RIDGELEY			Yamaha - CMR racing			
IDEAL LAP TIME : 1:51.940		BEST LAP TIME : 1:51.967	DIFFERENCE : 0.027			
LAP	SECTOR 1	SECTOR 2	LAP TIME	MPH	DIFF	TIME OF DAY
1 -		47.883	2:01.071	64.82	9.104	15:05:37.724
2 -	1:05.739	47.693	1:53.432 (3)	69.18	1.465	15:07:31.156
3 -	1:06.603	47.442	1:54.045	68.81	2.078	15:09:25.201
4 -	1:07.519	47.433	1:54.952	68.27	2.985	15:11:20.153
5 -	1:10.095	46.956	1:57.051	67.04	5.084	15:13:17.204
6 -	1:05.210	46.757	1:51.967 (1)	70.09		15:15:09.171
7 -	1:05.759	47.768	1:53.527	69.12	1.560	15:17:02.698
8 -	1:05.183	47.111	1:52.294 (2)	69.88	0.327	15:18:54.992

P15 47 250cc John HANNAFORD			Yamaha -			
IDEAL LAP TIME : 1:53.028		BEST LAP TIME : 1:53.200	DIFFERENCE : 0.172			
LAP	SECTOR 1	SECTOR 2	LAP TIME	MPH	DIFF	TIME OF DAY
1 -		49.054	2:03.475	63.55	10.275	15:05:40.128
2 -	1:06.032	49.365	1:55.397	68.00	2.197	15:07:35.525
3 -	1:06.484	48.751	1:55.235	68.10	2.035	15:09:30.760
4 -	1:06.565	47.987	1:54.552	68.51	1.352	15:11:25.312
5 -	1:09.797	48.198	1:57.995	66.51	4.795	15:13:23.307
6 -	1:06.544	47.702	1:54.246 (3)	68.69	1.046	15:15:17.553
7 -	1:05.658	47.672	1:53.330 (2)	69.24	0.130	15:17:10.883
8 -	1:05.356	47.844	1:53.200 (1)	69.32		15:19:04.083

P16 114 250cc Andrew GREEN			Yamaha - RAFMSA			
IDEAL LAP TIME : 1:54.084		BEST LAP TIME : 1:54.515	DIFFERENCE : 0.431			
LAP	SECTOR 1	SECTOR 2	LAP TIME	MPH	DIFF	TIME OF DAY
1 -		48.853	2:03.893	63.34	9.378	15:05:40.546
2 -	1:06.312	48.337	1:54.649	68.45	0.134	15:07:35.195
3 -	1:05.774	48.820	1:54.594 (3)	68.48	0.079	15:09:29.789
4 -	1:06.407	48.854	1:55.261	68.08	0.746	15:11:25.050
5 -	1:06.730	48.727	1:55.457	67.97	0.942	15:13:20.507
6 -	1:06.533	49.020	1:55.553	67.91	1.038	15:15:16.060
7 -	1:06.255	48.310	1:54.565 (2)	68.50	0.050	15:17:10.625
8 -	1:06.163	48.352	1:54.515 (1)	68.53		15:19:05.140

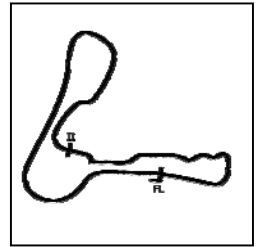
Weather / Track : Bright / Dry

Cadwell Park
Circuit Length = 2.1800 miles
Start: 15:03 Flag 15:18 End: 15:20

International Sidecar Revival Meeting

GP Originals

RACE 9 - SECTOR ANALYSIS



SECTOR 1 = FL to I1, SECTOR 2 = I1 to FL, DIFF = Difference To Personal Best Lap, P = Crossed Finish Line in Pit Lane, D = Time Disallowed

P17 36 350cc Keith MILLEN		Yamaha - p&s racing				
IDEAL LAP TIME : 1:53.470		BEST LAP TIME : 1:53.639		DIFFERENCE : 0.169		
LAP	SECTOR 1	SECTOR 2	LAP TIME	MPH	DIFF	TIME OF DAY
1 -		49.705	2:04.616	62.97	10.977	15:05:41.269
2 -	1:07.009	49.383	1:56.392	67.42	2.753	15:07:37.661
3 -	1:06.989	49.121	1:56.110	67.59	2.471	15:09:33.771
4 -	1:05.950	49.116	1:55.066 (3)	68.20	1.427	15:11:28.837
5 -	1:08.282	49.139	1:57.421	66.83	3.782	15:13:26.258
6 -	1:06.081	50.308	1:56.389	67.42	2.750	15:15:22.647
7 -	1:05.215	49.177	1:54.392 (2)	68.60	0.753	15:17:17.039
8 -	1:05.384	48.255	1:53.639 (1)	69.06		15:19:10.678

P18 6 350cc Derek SKINNER		Yamaha -				
IDEAL LAP TIME : 1:54.171		BEST LAP TIME : 1:54.349		DIFFERENCE : 0.178		
LAP	SECTOR 1	SECTOR 2	LAP TIME	MPH	DIFF	TIME OF DAY
1 -		49.845	2:06.387	62.09	12.038	15:05:43.040
2 -	1:07.386	50.616	1:58.002	66.50	3.653	15:07:41.042
3 -	1:07.170	49.293	1:56.463	67.38	2.114	15:09:37.505
4 -	1:07.177	49.131	1:56.308	67.47	1.959	15:11:33.813
5 -	1:06.786	49.124	1:55.910	67.70	1.561	15:13:29.723
6 -	1:06.017	48.332	1:54.349 (1)	68.63		15:15:24.072
7 -	1:05.839	48.716	1:54.555 (2)	68.50	0.206	15:17:18.627
8 -	1:05.924	48.664	1:54.588 (3)	68.48	0.239	15:19:13.215

P19 14 250cc Alan BURMAN		Yamaha -				
IDEAL LAP TIME : 1:57.562		BEST LAP TIME : 1:57.711		DIFFERENCE : 0.149		
LAP	SECTOR 1	SECTOR 2	LAP TIME	MPH	DIFF	TIME OF DAY
1 -		50.579	2:10.412	60.17	12.701	15:05:47.065
2 -	1:11.818	50.642	2:02.460	64.08	4.749	15:07:49.525
3 -	1:11.224	50.678	2:01.902	64.38	4.191	15:09:51.427
4 -	1:09.700	50.789	2:00.489	65.13	2.778	15:11:51.916
5 -	1:09.429	49.853	1:59.282	65.79	1.571	15:13:51.198
6 -	1:08.940	49.129	1:58.069 (2)	66.47	0.358	15:15:49.267
7 -	1:08.433	49.278	1:57.711 (1)	66.67		15:17:46.978
8 -	1:08.589	49.563	1:58.152 (3)	66.42	0.441	15:19:45.130

P20 19 350cc Mark HENRYS		Yamaha - www.northernlight-uk.com				
IDEAL LAP TIME : 1:50.421		BEST LAP TIME : 1:50.421		DIFFERENCE : 0.000		
LAP	SECTOR 1	SECTOR 2	LAP TIME	MPH	DIFF	TIME OF DAY
1 -		48.165	1:59.311	65.77	8.890	15:05:35.964
2 -	1:04.313	47.150	1:51.463 (3)	70.40	1.042	15:07:27.427
3 -	1:04.449	47.203	1:51.652	70.29	1.231	15:09:19.079
4 -	1:03.725	46.696	1:50.421 (1)	71.07		15:11:09.500
5 -	1:04.358	46.977	1:51.335 (2)	70.49	0.914	15:13:00.835

P21 150 350cc Graham HIGLETT		Yamaha -				
IDEAL LAP TIME : 1:45.354		BEST LAP TIME : 1:45.354		DIFFERENCE : 0.000		
LAP	SECTOR 1	SECTOR 2	LAP TIME	MPH	DIFF	TIME OF DAY
1 -		45.203	1:53.385	69.21	8.031	15:05:30.038
2 -	1:00.701	44.653	1:45.354 (1)	74.49		15:07:15.392

P22 99 350cc Kenny HILL		Yamaha -				
IDEAL LAP TIME : 2:13.215		BEST LAP TIME : 2:13.215		DIFFERENCE : 0.000		
LAP	SECTOR 1	SECTOR 2	LAP TIME	MPH	DIFF	TIME OF DAY
1 -		55.755	2:21.593	55.42	8.378	15:05:58.246
2 -	1:17.597	55.618	2:13.215 (1)	58.91		15:08:11.461

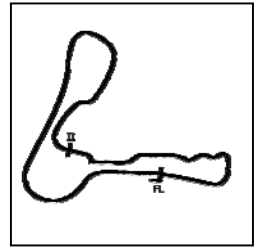
Weather / Track : Bright / Dry

Cadwell Park
Circuit Length = 2.1800 miles
Start: 15:03 Flag 15:18 End: 15:20

International Sidecar Revival Meeting

GP Originals

RACE 9 - SECTOR ANALYSIS



SECTOR 1 = FL to I1, SECTOR 2 = I1 to FL, DIFF = Difference To Personal Best Lap, P = Crossed Finish Line in Pit Lane, D = Time Disallowed

P23	25	350cc	Glen ENGLISH	Yamaha - Steve Carthy Racing		
IDEAL LAP TIME :		BEST LAP TIME :		DIFFERENCE :		
LAP	SECTOR 1	SECTOR 2	LAP TIME	MPH	DIFF	TIME OF DAY

1 -		46.109	1:50.206	71.21		15:05:26.859
-----	--	---------------	----------	-------	--	--------------

P24	57	350cc	Ewan HAMILTON	Yamaha -		
IDEAL LAP TIME : 1:58.625		BEST LAP TIME :		DIFFERENCE :		
LAP	SECTOR 1	SECTOR 2	LAP TIME	MPH	DIFF	TIME OF DAY

1 -		51.114	2:05.183	62.69		15:05:41.836
-----	--	---------------	----------	-------	--	--------------

International Sidecar Revival Meeting

GP Originals

RACE 9 - BEST SECTORS

SECTOR 1			SECTOR 2			IDEAL / BEST COMPARISON						
POS	NO	NAME	TIME	NO	NAME	TIME	POS	NO	NAME	IDEAL	BEST	DIFF
									PERFECT LAP	1:37.875		
1	24	ATKINSON	57.047	24	ATKINSON	40.828	1	24	ATKINSON	1:37.875	1:37.875	0.000
2	75	HART	57.880	75	HART	42.384	2	75	HART	1:40.264	1:40.284	0.020
3	157	SMITH	58.564	157	SMITH	42.437	3	157	SMITH	1:41.001	1:41.001	0.000
4	33	MOORE	1:00.171	33	MOORE	43.796	4	33	MOORE	1:43.967	1:44.048	0.081
5	23	VINES	1:00.254	37	GRINLING	43.921	5	37	GRINLING	1:44.292	1:44.900	0.608
6	37	GRINLING	1:00.371	23	VINES	44.362	6	23	VINES	1:44.616	1:44.738	0.122
7	88	EDGE	1:00.422	88	EDGE	44.415	7	88	EDGE	1:44.837	1:45.004	0.167
8	150	HIGLETT	1:00.701	150	HIGLETT	44.653	8	150	HIGLETT	1:45.354	1:45.354	0.000
9	50	THOMAS	1:01.748	50	THOMAS	44.983	9	50	THOMAS	1:46.731	1:46.852	0.121
10	59	BURRILL	1:02.158	59	BURRILL	45.007	10	59	BURRILL	1:47.165	1:47.165	0.000
11	77	WILMOT	1:02.518	77	WILMOT	45.355	11	77	WILMOT	1:47.873	1:48.632	0.759
12	155	CHAPMAN	1:02.912	3	BEDFORD	45.622	12	155	CHAPMAN	1:48.844	1:49.351	0.507
13	3	BEDFORD	1:03.333	155	CHAPMAN	45.932	13	3	BEDFORD	1:48.955	1:49.283	0.328
14	19	HENRYS	1:03.725	25	ENGLISH	46.109	14	19	HENRYS	1:50.421	1:50.421	0.000
15	34	GRIGSON	1:05.041	19	HENRYS	46.696	15	48	RIDGELEY	1:51.940	1:51.967	0.027
16	48	RIDGELEY	1:05.183	48	RIDGELEY	46.757	16	34	GRIGSON	1:52.519	1:52.797	0.278
17	36	MILLEN	1:05.215	34	GRIGSON	47.478	17	47	HANNAFORD	1:53.028	1:53.200	0.172
18	47	HANNAFORD	1:05.356	47	HANNAFORD	47.672	18	36	MILLEN	1:53.470	1:53.639	0.169
19	114	GREEN	1:05.774	36	MILLEN	48.255	19	114	GREEN	1:54.084	1:54.515	0.431
20	6	SKINNER	1:05.839	114	GREEN	48.310	20	6	SKINNER	1:54.171	1:54.349	0.178
21	57	HAMILTON	1:07.511	6	SKINNER	48.332	21	14	BURMAN	1:57.562	1:57.711	0.149
22	14	BURMAN	1:08.433	14	BURMAN	49.129	22	57	HAMILTON	1:58.625		
23	99	HILL	1:17.597	57	HAMILTON	51.114	23	99	HILL	2:13.215	2:13.215	0.000
24				99	HILL	55.618	24	25	ENGLISH			
25												

Weather / Track : Bright / Dry

Results can be found at www.tsl-timing.com

Cadwell Park
 Circuit Length = 2.1800 miles
 Start: 15:03 Flag 15:18 End: 15:20

Printed - 15:21 Sunday, 23 June 2019